


CITY AND BOROUGH OF SITKA

FISCAL YEAR 2024

DRAFT

**CONSOLIDATED OPERATING
BUDGET**



CITY AND BOROUGH OF SITKA

A COAST GUARD CITY

May 3, 2023

Mayor Eisenbeisz, Assembly Members and Fellow Citizens of the City and Borough of Sitka,

In accordance with the provisions of Article XI, Section 11.02 of the Home Rule Charter of the City and Borough of Sitka, the Fiscal Year 2024 (FY24) Consolidated Operating Budget of the City and Borough of Sitka (CBS) is hereby presented for your approval.

Fiscal year 2023 (FY23)

FY23 is proving to be a year of recovery after nearly three years of grappling with the uncertainty resulting from the COVID-19 pandemic. Over the past year, growth in the tourism industry has fueled CBS revenue at a level that exceeds pre-pandemic levels. It is important to note that while the increased revenue is a welcome side-effect of increased tourism, there are a number of challenges that the CBS faces as a result of tourism growth, lingering economic impacts of the pandemic, and unfunded federal and state mandates.

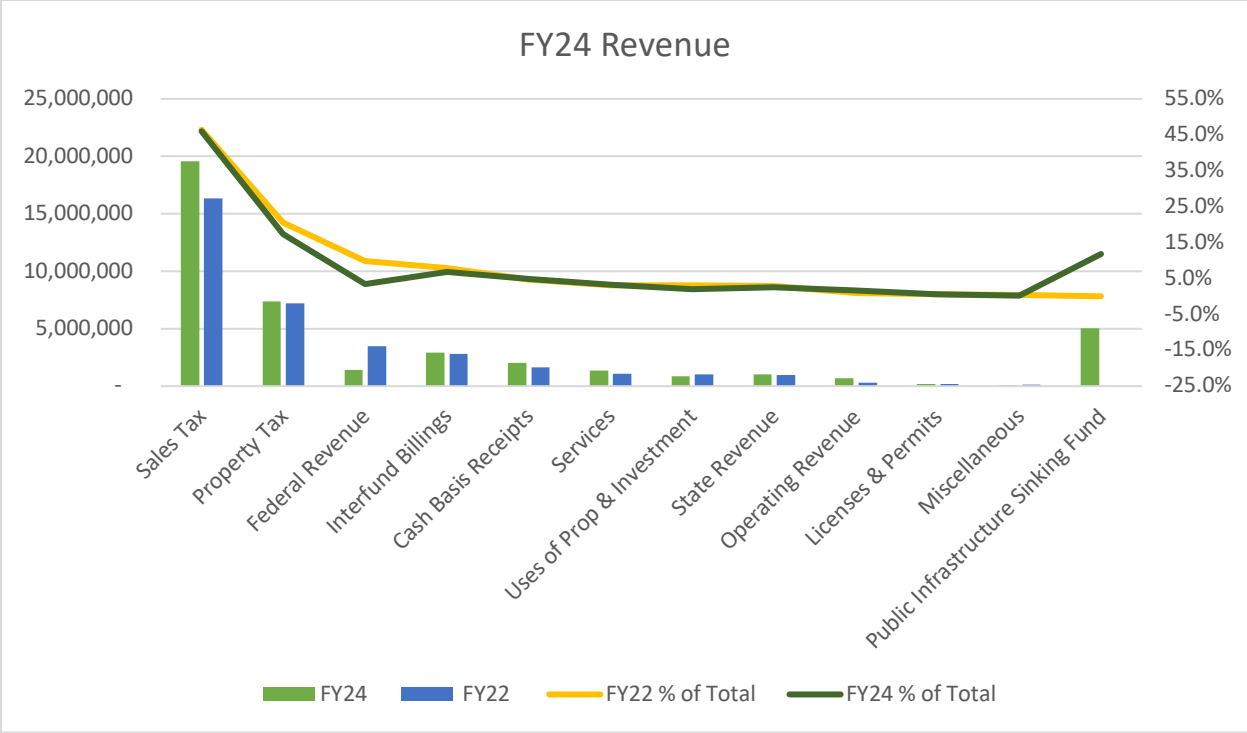
The rapid increase in cruise passengers as well as the high demand of independent travelers has created or exacerbated existing problems. The high number of cruise visitors and associated closure of downtown streets has put significant pressure on staff. While the expense for staff can be covered by revenue generated by commercial passenger vessel excise taxes, the effort needed diverts staff from other critical tasks. In addition, the high demand for hotels and short-term rentals has put pressure on an already scarce housing supply, which makes filling positions and retaining staff even more challenging.

Post-pandemic, the economy remains volatile. As we prepare to move into FY24, inflation remains stubbornly high. This puts pressure on the CBS across the board but has an outsized impact on the cost of capital projects. While there are more opportunities for federal funding, those are offset by unfunded mandates. Filling positions within the CBS continues to be a challenge and could potentially limit the capacity of the municipality to obtain and implement grant funding.

Finally, in fall of FY23 the CBS Assembly approved a five-year strategic plan. With this plan, we now have a guiding document to help prioritize and focus on those goals most important to the community. The FY24 budget was developed using these goals to determine where limited resources should be focused.

FY24 Revenue Budget

From FY22 to the FY24 budget, the CBS's revenue is projected to grow from \$35.3 million to \$42.6 million. \$5.1 million of the increase represents a transfer in of funds transferred into the Public Infrastructure Sinking Fund (PISF) at the end of FY22. Based on FY23 performance to date, an increase of nearly \$3 million from FY22 levels is projected for sales tax revenue, which helps to offset the decrease in federal relief funding. The overall FY24 increase in sales tax from FY23 projections is 3%, which is likely conservative given the growth in tourism and continuing high inflation.



Other areas of increased revenue include an increase in state funding for jail contracts and Supplemental Emergency Medical Transport (SEMT) payments (increased payments for Medicaid covered ambulance services). The reduction in federal revenue is indicative of the ending COVID-19 relief programs.

Total revenue budgeted for the General Fund for FY24 is \$42,617,789.

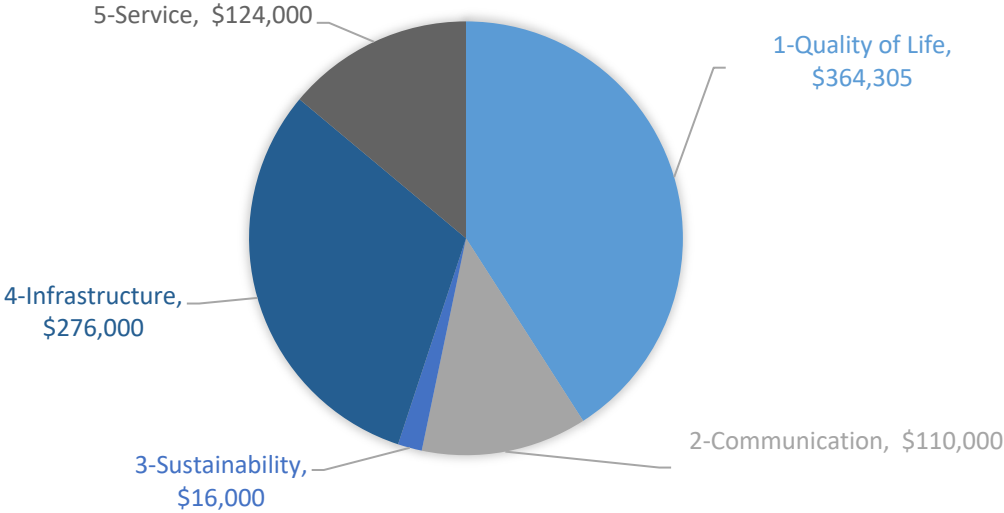
FY24 Expense Budget

The FY24 expense budget was guided by the newly approved strategic plan. Staff were directed to consider how all services align with the strategic plan. Services at current levels that were determined to align with the strategic plan were budgeted using a zero-based budget process. Any changes to the level of service or deviation from core services were presented using forms that tie all resource requests to the strategic plan. These requests were presented to the Assembly and incorporated into the expense budget as follows:

Strategic goal	Resource
1. Preserve the quality of life and affordability for all Sitkans	Housing study, non-profit support, Sitka Historical Society, Senior Center, the Ride, Sitka Homeless Coalition, elimination of Code Enforcement Officer
2. Improve communications and strengthen relationships within the community and organization	Record Migration/digitization, SAFV support, REAL Institute
3. Align resources and financial and economic policies for a sustainable community	Building plan review services, SEDA support, fiscal policy development

4. Plan and invest in sustainable infrastructure for future generations	Asset management as organizational priority, additional engineering/contract support, vehicle monitoring system, Sitka Trail Works support
5. CBS is recognized as being a great place to work and excellent service provider to the community	Time tracking system, voting tabulator replacement, improvement of financial systems, finance personnel training

NEW (NET) INVESTMENT FY2024 (\$890,305)



In addition to the newly added initiatives, due to stubbornly high inflation, we continue to see the cost of current levels of service increase. This is particularly notable in the challenges the CBS is facing in maintaining necessary staffing levels. In addition to a cost-of-living adjustment in line with current rates of inflation and rates negotiated through collective bargaining agreements, the CBS expects to conduct a compensation study to ensure that appropriate levels of compensation are being offered in order to attract and retain the skilled employees needed to provide the expected levels of service to the community. In addition to staffing costs, construction and vehicle costs are experiencing significant increases.

The municipality’s single largest expense is education. For FY24 the cost is increasing slightly from FY23, though a stagnant base student allocation funded by the state has limited the maximum allowable level of local funding to \$7.7 million, which the CBS is meeting. Total funding, including funding for pool operations (\$122,000), student activities (\$132,000), performing arts center utilities (\$66,000), school building maintenance (\$150,000), Secure Rural Schools funding up to (\$360,000), and finally, distribution of the newly levied marijuana tax to fund student activities and travel (\$300,000). Total funding for the Sitka School District is \$8,827,498.

Total FY24 expense budget for the General Fund is \$42,600,148, which leaves a surplus of \$17,641.

Capital Improvement Program

By the end of FY22, the municipality began shifting into recovery from the pandemic, and was comfortable restricting \$5 million of the General Fund’s fund balance to spend on capital projects in FY24—a significant step towards making up for belt tightening measures during the pandemic. This funding plus additional General Fund working capital will fund the projects listed below:

Project #	Project Description	Source - Working Capital	Source - Other source	Total
90812	Emergency Unanticipated Repairs	400,000	-	400,000
90838	Lincoln St. Paving (Harbor Way to Harbor Dr) - Road, Pedestrian, Utility	345,614	-	345,614
90843	Lake-Hirst and Monastery-Kinhead Utility & Street Improvements	1,741,480	-	1,741,480
90855	Seawalk Phase II	-	126,940	126,940
90878	Katlian Street Road and Utility (HPR to Lincoln) - Road, Pedestrian, Utility	926,238	-	926,238
90885	Senior Center - ADA Ramp & Rear Porch Improvements	80,000	-	80,000
TBD	Housing Study	750,000	-	750,000
TBD	STUDY - Streets Condition Assessment	20,000	-	20,000
TBD	Senior Center - Sprinkler Replacement	75,000	-	75,000
TBD	Lincoln St. (Jeff Davis to Lake) Road & Utility-Road, Pedestrian, Utility	392,668	-	392,668
TBD	City/State Building - Exterior Painting	50,000	-	50,000
TBD	Fire Hall - Carpet Replacement	125,000	-	125,000
TBD	City/State Building - Exterior Window Replacement	250,000	-	250,000
TBD	Fire Hall - Replace Fire Alarm Control Panel	30,000	-	30,000
90961	Wachusettts Storm Drains (Peterson Phase II)	580,000	-	580,000
90969	Water/Wastewater Replacement at Senior Center	34,000	-	34,000
		5,800,000	126,940	5,926,940

The capital projects listed above were funded based on the risk analysis that is being implemented as part of the CBS’s asset management program. It is important to note that in some cases funding will need to be added to projects over a number of years. For others, there is internal work to be done before any visible progress is made, so while funding may be in place, we will not see the final result for quite some time.

Finally, work is currently being conducted to determine the conditions of many assets across the municipality. As this work progresses, the budget and timing of projects will be refined, and some projects may shift in priority.

The CBS mid-long range Capital Improvement Program is included within this budget document.

Summary

As we look forward, the asset management program, combined with the strategic plan and improvements to the budgeting process, will support a wholistic view of the needs of the municipality that will better align limited resources with the highest community priorities. While our local economy is growing and revenue increasing, so are the needs of the community and the costs to meet those needs. Maintaining and upgrading our existing infrastructure continues to stretch our resources—both in terms of financial

and human resources. The looming need for significant repairs to our schools dwarfs other demands for limited resources.

This budget represents the first budget in the CBS's history in which a strategic plan has guided the investment of resources and sets forth a path that emphasizes some key actions that will bring us closer to achieving our mission to:

Provide public services for Sitka that support a livable community for all.

And to do so in a way that encompasses our values of:

People—Innovation—Integrity—Sustainable—Service

I appreciate the Assembly's involvement in both the strategic planning process and the budget tied to the plan. We understand that the success of this budget relies heavily on the trust and support of the citizens of Sitka. We welcome feedback and input from the community and encourage everyone to participate in the public meetings and discussions that take place throughout the budget approval process. Together we will continue to make improvements to services that meet the priorities identified by sound risk analysis, community input, and the strategic plan.

Respectfully submitted,



John M. Leach
Municipal Administrator

CITY AND BOROUGH OF SITKA (CBS) STRATEGIC PLAN

MISSION

Provide public services for Sitka that support a livable community for all

VISION

CBS is an organization that values everyone and proactively works together to serve the community. We are fiscally sustainable, supporting a diverse economy and well-managed infrastructure. We are innovative in seeking ways to protect and preserve Sitka's natural environment. We are a respected employer where people enjoy their work and provide valued public services.

VALUES

PEOPLE ★ INNOVATION ★ INTEGRITY ★ SUSTAINABLE ★ SERVICE



GOALS + ACTIONS



QUALITY OF LIFE

Preserve the quality of life and affordability for all Sitkans

ACTIONS:

- 1.1 Convene community partners to develop a community-wide strategy to improve access to childcare
- 1.2 Develop a plan to improve housing options for all in Sitka
- 1.3 Identify opportunities to relieve the burden of utility costs
- 1.4 Review the impacts and benefits of tourism, and develop policies that prioritize the quality of life for all Sitkans
- 1.5 Convene community partners to develop an action plan that will address the challenges of food security



COMMUNICATION

Improve communications and strengthen relationships within the community and organization

ACTIONS:

- 2.1 Develop a communication and engagement plan to increase engagement and participation through storytelling and enhancing Sitka's communication tools and networks
- 2.2 Identify opportunities to foster relationships with underrepresented groups/populations in the community and implement findings to improve service delivery to these groups
- 2.3 Annually convene non-profits, CBS boards and commissions, and other community groups for a summit to discuss community challenges, updates, and opportunities for collaboration



SUSTAINABILITY

Align resources and financial and economic policies with CBS' goals for a sustainable community

ACTIONS:

- 3.1 Develop a fiscal policy that includes guidelines for areas of fiscal operations such as debt management, infrastructure replacement, metrics for fiscal health of funds, reserves, and other areas.
- 3.2 Prepare financial forecasts and life cycle models for all assets to bring resources in alignment with the City's top priority needs
- 3.3 Convene economic partners to explore the addition of business support services and employment training programs
- 3.4 Identify and implement policies that will balance the economic benefits of tourism with the impacts on Sitka's quality of life



INFRASTRUCTURE

Plan and invest in sustainable infrastructure for future generations

ACTIONS:

- 4.1 Identify and pursue funding to address existing capital needs and deferred maintenance
- 4.2 Develop asset management plans for future capital investments
- 4.3 Identify the levels of service for CBS's infrastructure and identify the resources needed to support these levels
- 4.4 Collaborate with public land management agencies and stakeholders to maintain and develop sustainable active transportation infrastructure, including parks, fields, cabins, trails, and water access

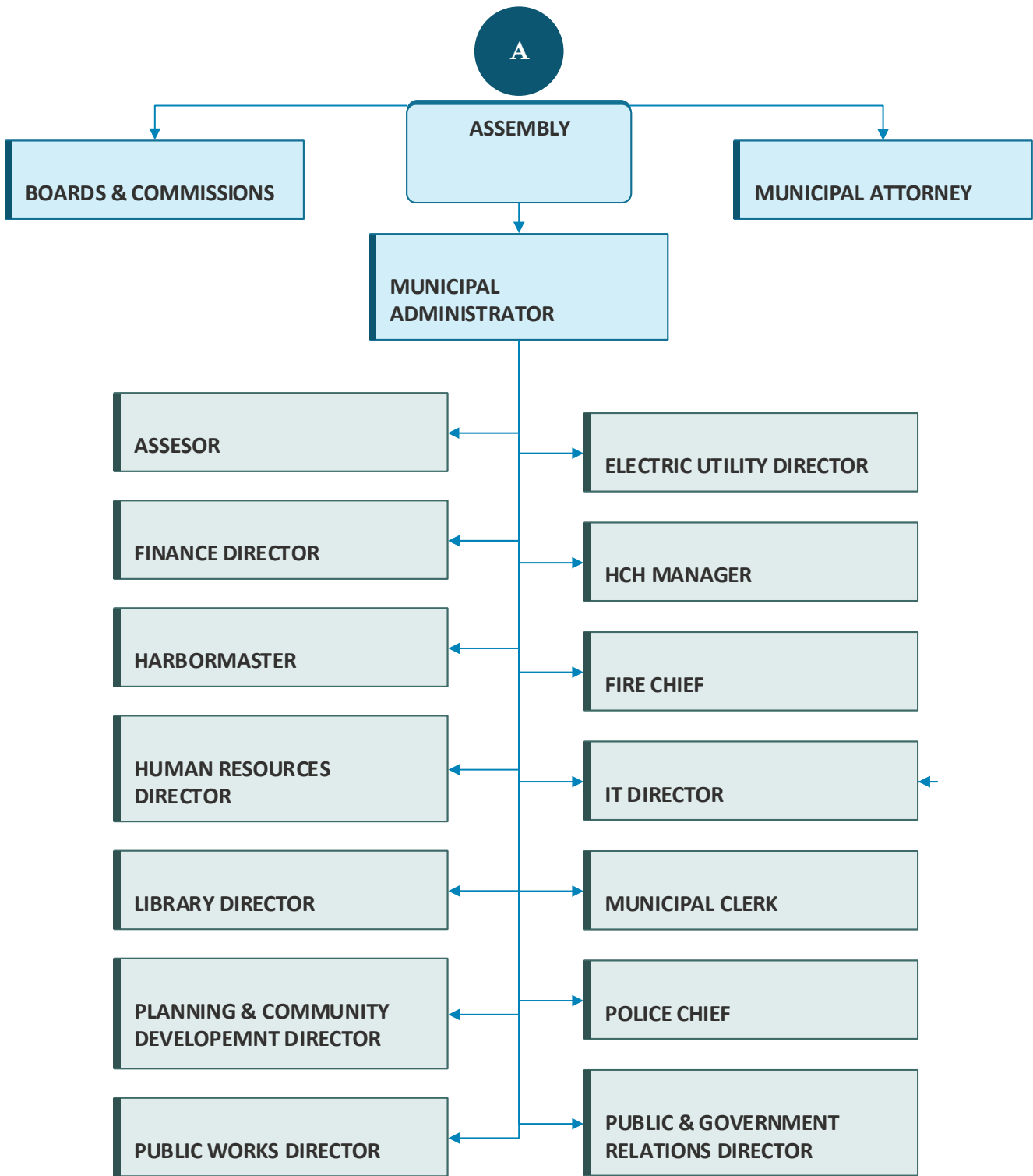


SERVICE

CBS is recognized as being a great place to work and excellent service provider to the community

ACTIONS:

- 5.1 Develop a workforce development plan that outlines clear policies for staff training and professional development
- 5.2 Prepare a succession plan that addresses development of the current workforce and future workforce recruitment and retention strategies
- 5.3 Improve customer service levels and evaluate process improvements for service delivery
- 5.4 Identify and develop necessary standard policies and procedures to promote organization-wide stability and service-level consistency
- 5.5 Develop an internal communication and engagement plan and policies to improve the flow of information in the organization and increase employee engagement



CITY AND BOROUGH OF SITKA
 FY24 STAFFING TABLE

Department/subdepartment	Position	Grade	Pay rate	FTE
001 - Administrator	Administrative Coordinator	27	\$ 30.17	1
	Administrator		\$ 74.17	1
	Asset Manager	36	\$ 57.33	1
	Asset Management Analyst	8	\$ 32.53	1
	Public & Government Relations Director	34	\$ 44.77	1
				5
900-Human Resources(001)	Human Resources Generalist 2	29	\$ 32.94	1
	Human Resources Director	37	\$ 58.70	1
				2
002 - Attorney	Attorney		\$ 77.55	1
	Legal Assistant	27	\$ 39.54	1
				2
003 - Municipal Clerk	Deputy Clerk	28	\$ 33.40	1
	Municipal Clerk	36	\$ 54.52	1
				2
004 - Finance	Accountant	28	\$ 41.72	1
	Accounting Clerk - A/P	7	\$ 26.91	1
	Accounting Clerk-A/R Coll	7	\$ 27.59	1
	Budget/Treasury Officer	33	\$ 48.74	1
	Compliance Officer	33	\$ 48.74	1
	Controller	36	\$ 57.33	1
	Customer Service Rep	5	\$ 23.24	1
	Finance Director	41	\$ 73.14	1
	Procurement Specialist	28	\$ 31.80	1
	Grant Accountant (3 month overlap)	28	\$ 31.80	
	Grant Accountant	28	\$ 36.87	1
	Payroll Specialist	26	\$ 30.92	1
	Accounting Manager	32	\$ 40.72	1
	Sr. Customer Service Rep	6	\$ 26.36	1
	Supervisory Senior Accountant	32	\$ 44.94	1
	Tax Specialist (1 month overlap)	27	\$ 29.42	
	Tax Specialist	27	\$ 31.69	1
	Utility/Harbor/Misc Billing Clerk	7	\$ 25.62	1
				16
005 - Assessing	Appraisal Technician	7	\$ 28.29	1
	Appraiser	10	\$ 32.98	1
	Assessor	36	\$ 51.92	1
				3
006 - Planning & Community Development	Planner 1	28	\$ 31.80	1
	Sustainability Coordinator	29	\$ 34.61	1
	Planning & Community Development Dir.	37	\$ 53.22	1
	Planning Manager	30	\$ 40.81	1

Department/subdepartment	Position	Grade	Pay rate	FTE
818 - Parks and Recreation (006)	Parks & Rec Coordinator	29	\$ 32.94	1
	Parks & Rec Specialist	25	\$ 25.71	1
				2
021 - Police	Administrative Assistant	25	\$ 29.79	1
	Animal Control Officer		\$ 23.18	1
	Dispatch & Records Clerk		\$ 24.84	1
	Dispatch & Records Clerk		\$ 24.84	1
	Dispatch & Records Clerk		\$ 24.84	1
	Dispatch & Records Clerk		\$ 24.84	1
	Dispatch & Records Clerk		\$ 24.84	1
	Dispatch & Records Clerk		\$ 24.84	1
	Dispatch & Records Supervisor		\$ 27.95	1
	Jail Officer		\$ 23.81	1
	Jail Officer		\$ 23.81	1
	Jail Officer		\$ 23.81	1
	Jail Officer		\$ 23.81	1
	Jail Officer II		\$ 33.22	1
	Lieutenant - Operations	34	\$ 64.43	1
	Lieutenant - Services	34	\$ 43.67	1
	Multi-Service Officer		\$ 26.55	1
	Multi-Services Officer		\$ 28.59	1
	Police Chief	38	\$ 90.19	1
	Police Officer		\$ 30.53	1
	Police Officer		\$ 39.85	1
	Police Officer		\$ 35.56	1
	Police Officer		\$ 34.69	1
	Police Officer		\$ 33.84	1
	Police Officer		\$ 39.26	1
	Police Officer		\$ 39.26	1
	Police Officer - Detective		\$ 34.69	1
	Police Officer - Detective		\$ 34.69	1
	Sergeant		\$ 36.97	1
	Sergeant		\$ 40.81	1
	Sergeant		\$ 42.47	1
	Sergeant		\$ 46.42	1
				32
022 - Fire Protection	Assistant Fire Chief	33	\$ 45.25	1
	EMS/Fire Captain		\$ 44.54	1
	Fire Chief	37	\$ 58.70	1
	Fire Engineer		\$ 25.81	1
	Fire Engineer		\$ 24.32	1
	Fire Engineer		\$ 24.81	1
	Fire Engineer		\$ 27.45	1
	Fire Engineer		\$ 24.81	1
	Fire Engineer		\$ 24.32	1
	Office Assistant		\$ 22.85	1
	Senior Fire Engineer		\$ 42.06	1

Department/subdepartment	Position	Grade	Pay rate	FTE
031 - Public Works - Administration	Asst. Contract Coord./Office Mgr.	25	\$ 29.05	1
	Contract Manager	29	\$ 34.61	1
	Maint. & Operations Superintendent	35	\$ 57.33	1
	Public Works Director	41	\$ 73.14	1
				4
032 - Engineering	Senior Engineer	36	\$ 48.20	1
	Senior Engineer	36	\$ 48.20	1
	Municipal Engineer	39	\$ 66.34	1
	Project Manager	34	\$ 54.52	1
				4
033 - Streets	Heavy Equipment Operator	9	\$ 31.38	1
	Maintenance Worker	7	\$ 26.26	1
	Maintenance Worker	7	\$ 26.91	1
	Streets Superintendent	32	\$ 54.56	1
	Senior Operator	11	\$ 37.93	1
				5
034 - Recreation	Bldg & Grounds Maint Specialist	8	\$ 33.34	1
	Parks & Grounds Maintenance Specialist	8	\$ 27.36	1
	Parks & Grounds Maintenance Specialist	8	\$ 31.73	1
				0
				3
035 - Building Department	Building Inspector	9	\$ 30.29	1
	Plan Reviewer	7	\$ 25.62	1
	Building Official	33	\$ 48.74	1
				3
041 - Library	Acquisitions Librarian	7	\$ 30.45	1
	Adult Services Librarian	7	\$ 27.59	1
	Library Assistant	1	\$ 17.75	0.48
	Library Assistant	1	\$ 18.64	0.58
	Library Assistant	1	\$ 17.75	0.45
	Library Assistant	1	\$ 17.75	0.38
	Library Assistant	1	\$ 17.75	0.48
	Library Director	35	\$ 49.44	1
	Technical Services Librarian	7	\$ 35.30	1
	Youth Services Librarian	7	\$ 32.79	1
				7.37
043 - Centennial Building	Cent. Building Attendant	4	\$ 20.38	1
	Cent. Building Attendant	4	\$ 20.89	1
	Cent. Building Attendant	4	\$ 20.38	1
	Cent. Building Manager	30	\$ 40.81	1
	Cent. Building Supervisor	9	\$ 30.29	1
				5

Department/subdepartment	Position	Grade	Pay rate	FTE
200 - Electric	Meter Technician		\$ 54.00	1
	Contract Manager	29	\$ 37.29	1
	Electric Utility Director	44	\$ 86.80	1
	General Foreman		\$ 64.89	1
	Generation Facilities Mechanic		\$ 51.06	1
	Generation Facilities Mechanic		\$ 51.06	1
	Generation System Manager	40	\$ 69.66	1
	Line Crew Supervisor		\$ 61.94	1
	Line Worker		\$ 56.04	1
	Line Worker		\$ 34.22	1
	Line Worker		\$ 56.04	1
	Meter Reader		\$ 35.45	1
	Meter Technician		\$ 54.00	1
	Office Manager	25	\$ 28.35	1
	Operator		\$ 51.06	1
	Operator		\$ 51.06	1
	Operator		\$ 51.06	1
	Operator		\$ 51.06	1
	Project & Regulatory Engineer	36	\$ 48.20	1
	Relay Control Technician		\$ 54.00	1
	Relay Control Technician		\$ 54.00	1
	Relay Control Technician		\$ 54.00	1
	Senior Operator		\$ 54.56	1
	Sr. Gen Facilities Mechanic		\$ 54.56	1
	T&D System Manager	40	\$ 61.56	1
	Warehouse Person		\$ 49.07	1
				26
210 - Water	Chief Water Facilities Operator	13	\$ 42.82	1
	Senior Water Facilities Operator	11	\$ 38.87	1
	Water Operator 1	9	\$ 33.43	1
				3
220 - WWTP	W/WW Facilities Mech.	11	\$ 46.21	1
	Chief WW Facilities Operator	13	\$ 41.77	1
	Environmental Superintendent	39	\$ 66.34	1
	SMC WW Facilities Operator	9	\$ 30.29	1
	W/WW Facilities Electrician	16	\$ 55.99	1
	W/WW Facilities Electrician (4 month overlap)	16	\$ 51.97	
	WW Facilities Operator 1	8	\$ 26.70	1
	WW Facilities Operator/Lab	9	\$ 36.01	1
	WW Facilities Operator/Maint.	9	\$ 35.13	1
				8
230 - Solid Waste	Asst Landfill/Scrapyard Operator	6	\$ 23.31	1
	Asst Landfill/Scrapyard Operator	6	\$ 23.88	1
	Landfill/Scrapyard Hvy Operator	10	\$ 32.18	1
				3

Department/subdepartment	Position	Grade	Pay rate	FTE
240 - Harbor	Assistant Harbormaster	6	\$ 30.55	1
	Assistant Harbormaster	6	\$ 26.36	1
	Assistant Harbormaster	6	\$ 27.00	1
	Deputy Harbormaster	32	\$ 40.72	1
	Harbor Maintenance Specialist	7	\$ 30.45	1
	Harbor Maintenance and Safety Supervisor	32	\$ 40.72	1
	Harbormaster	34	\$ 51.92	1
	Office Assistant	4	\$ 20.89	1
	Office Manager	6	\$ 26.36	1
				9
250-Airport	Airport Terminal Manager	32	\$ 42.79	1
				1
300 - MIS	Information Systems Director	36	\$ 57.33	1
	IT Specialist (Police)		\$ 33.51	1
	IT System Administrator	32	\$ 46.08	1
	System Support Technician	11	\$ 34.35	1
	Systems Analyst	13	\$ 39.78	1
				5
310 - Central Garage	Chief Heavy Equipment Mechanic	10	\$ 35.52	1
	Heavy Equipment Mechanic	9	\$ 30.29	1
				2
320 - Building Maintenance	Bldg, Grounds & Parks Supervisor	32	\$ 46.08	1
	Bldg. Maintenance Specialist	8	\$ 32.53	1
	Bldg. Maintenance Specialist	8	\$ 35.90	1
				3
				170.4

**City and Borough of Sitka
Revenue and Appropriations Summary
Fiscal Year 2024**

<u>Fund</u>	<u>Revenues</u>	<u>Operating Appropriations</u>	<u>Capital Appropriations</u>	<u>Net Change to Fund Balance</u>
General	\$ 42,617,789	\$ 36,748,148	\$ 5,852,000	\$ 17,641
Electric	\$ 21,419,338	\$ 26,540,129	\$ 3,775,000	\$ (8,895,791)
Water	\$ 3,574,612	\$ 4,975,486	\$ 1,220,000	\$ (2,620,874)
Wastewater	\$ 4,504,470	\$ 5,440,563	\$ 2,781,000	\$ (3,717,093)
Solid Waste	\$ 7,054,541	\$ 6,326,632	\$ 2,201,500	\$ (1,473,591)
Harbor	\$ 4,718,282	\$ 5,686,910	\$ 206,000	\$ (1,174,628)
Airport Terminal	\$ 789,365	\$ 1,285,144	\$ -	\$ (495,779)
Marine Service Center	\$ 320,000	\$ 279,581	\$ 165,000	\$ (124,581)
Gary Paxton Industrial Park	\$ 230,359	\$ 701,818	\$ -	\$ (471,459)
Management Information Systems	\$ 2,114,414	\$ 2,304,901	\$ -	\$ (190,487)
Central Garage	\$ 3,020,480	\$ 2,414,955	\$ 927,483	\$ (321,958)
Building Maintenance	\$ 857,748	\$ 1,461,651	\$ -	\$ (603,903)
Visitor Enhancement	\$ 844,000	\$ 538,000	\$ -	\$ 306,000
Combined Fund Totals	\$ 91,221,398	\$ 94,165,918	\$ 17,127,983	\$ (20,072,503)
Total Revenue & Appropriations	\$ 92,065,398	\$ 111,293,901		

Working Capital Summary

<u>Fund</u>	<u>June 30, 2022</u>	<u>Budgeted/ Projected* June 30, 2023</u>	<u>Additions to (deletions from) budgeted FY2024**</u>	<u>Projected June 30, 2024</u>
General (unassigned fund balance)	\$ 6,502,122	\$ 8,457,065	\$17,641.18	\$ 8,474,707
Electric	\$ 14,671,232	\$ 13,721,730	\$ (683,402)	\$ 13,038,328
Water	\$ 5,278,135	\$ 6,207,091	\$ (1,224,095)	\$ 4,982,996
Wastewater	\$ 7,811,608	\$ 8,537,196	\$ (2,557,263)	\$ 5,979,933
Solid Waste	\$ 102,765	\$ 488,626	\$ (1,325,994)	\$ (837,368)
Harbor	\$ 9,627,105	\$ 8,147,389	\$ 571,652	\$ 8,719,041
Airport Terminal	\$ 697,375	\$ 557,430	\$ (327,551)	\$ 229,879
Marine Service Center	\$ 2,636,238	\$ 1,638,365	\$ (93,588)	\$ 1,544,777
Gary Paxton Industrial Park	\$ 958,948	\$ 898,878	\$ 61,360	\$ 960,238
Information Technology	\$ 704,019	\$ 228,272	\$ (9,672)	\$ 218,600
Central Garage	\$ 6,129,302	\$ 5,746,336	\$ 352,022	\$ 6,098,358
Building Maintenance	\$ 797,257	\$ 308,942	\$ (603,023)	\$ (294,081)
Combined fund totals	\$ 55,916,106	\$ 54,937,320	\$ (5,839,554)	\$ 49,115,408

*General Fund only

**excludes depreciation expense

**City and Borough of Sitka
Fixed Asset Schedule
FY2024**

General Fund

Copiers (4)	\$36,000.00
Ballot Tabulators	\$16,000.00
	<u>\$52,000.00</u>

Waste Water Treatment Fund

Sewerin Hydrophones - Water Leak Detection Equipment	\$6,000.00
	<u>\$6,000.00</u>

Solid Waste Fund

Galbreath Roll-Off Container	\$24,000.00
Shear Baler	\$862,500.00
	<u>\$886,500.00</u>

Harbor

Rotary Broom (snow removal, parking lot striping) - Harbor	\$6,000.00
	<u>\$6,000.00</u>

Central Garage Fund

New Road Striping Machine	\$15,000.00
10' Snow Plow and Mounting Frame to Unit #469	\$29,000.00
Case Loader w/Forks and Snow Wing - Replaces #272	\$368,983.00
Snow Plow Mounting Frame for Unit #438	\$5,000.00
Vacuum Pump Trailer - Harbor	\$52,500.00
Asphalt Patcher - General Fund	\$335,500.00
F-150 Super Cab 4x4 - Harbor - Replaces #437	\$65,000.00
Ford Transit Van -Harbor - Replaces #411	\$56,500.00
	<u>\$927,483.00</u>

TOTAL FIXED ASSETS	<u><u>\$1,877,983.00</u></u>
---------------------------	-------------------------------------

**City and Borough of Sitka
Travel and Training Budget
General Fund
FY2024**

Assembly/Administrator

AML Summer Conf Homer, Admin, Mayor & P&G Relations	\$6,600.00
AML Winter Conf Juneau, Admin, Mayor & P&G Relations	\$4,800.00
AML/NEO Conf Anchorage, May, 3 Assembly, P&G	\$17,700.00
Congressional Lobby, Admin, Mayor, P&G Relations	\$11,400.00
Gov Relations & Lobbying Cert from Public Affairs Council	\$4,000.00
ICMA National managers Conf	\$3,500.00
ICMA Online Training	\$1,500.00
Leadership Training	\$500.00
Race, Equity and Leadership(REAL) Institute	\$20,000.00
SE Conf Annual Mtg SIT, Admin, Mayor, P&G Relations	\$1,500.00
SE Conf Mid-Session Summit JNU, Admin, Mayor, P&G	\$4,500.00
State Lobby JNU, Admin, Mayor, P&G Relations	\$3,600.00
	<u>\$79,600.00</u>

HR

Compensation Training - Total Rewards	\$1,755.00
Leadership Training	\$500.00
Local Training All CBS Employees	\$8,000.00
SHRM Annual Conference	\$7,210.00
	<u>\$17,465.00</u>

Legal

Alaska Bar Convention	\$1,500.00
AMAA Conference- Attorney	\$2,000.00
Leadership Training	\$500.00
Legal Assistant Training	\$500.00
	<u>\$4,500.00</u>

Clerk

AAMC Annual Conference - Anchorage	\$4,950.00
IIMC Conference (Clerk or Deputy Clerk)	\$4,000.00
Leadership Training	\$500.00
NW Clerks Institute Professional Development (Clerk or	\$4,700.00
	<u>\$14,150.00</u>

Finance

Accounting and Customer Service Training per RP	\$5,000.00
AGFOA/AML Anchorage	\$2,600.00
Federal Grant Training	\$2,400.00
GFOA Training	\$11,100.00
Leadership Training	\$500.00
Procurement / Contract Training	\$2,000.00
Tyler Connect (Training on ERP) Research into New ERP	\$6,000.00
	<u>\$29,600.00</u>

**City and Borough of Sitka
Travel and Training Budget
General Fund**

Assessing

Leadership Training	\$500.00
Alaska Association of Assessing Officers Conferences	\$5,250.00
Maintain Alaska Certifications - In Person Training	<u>\$5,250.00</u>
	<u>\$11,000.00</u>

Planning

American Planning Association Conference - Alaska Chapter	\$6,000.00
Leadership Training	\$500.00
Planning & Historic Preservation Virtual Conf & Training	\$1,500.00
Southeast Conference Registration	\$750.00
Sustainability Virtual Conference & Training	\$750.00
Sustainable Energy Conference - Anchorage	\$2,000.00
National Recreation Parks Association	\$2,600.00
Alaska Recreation and Parks Association Conference	<u>\$1,900.00</u>
	<u>\$16,000.00</u>

Police

Administrative Travel	\$4,000.00
Academy Tuition	\$14,000.00
Leadership Training	\$500.00
Officer Training	\$26,000.00
Dispatch Training	\$7,000.00
MSO Training	\$2,450.00
ACO Training	\$1,800.00
Jail Academy	<u>\$6,810.00</u>
	<u>\$62,560.00</u>

Fire

Alaska State Firefighters Assn Conf	\$6,000.00
Arson Assn Conf	\$3,000.00
Confined Space Training	\$3,000.00
Dive Training	\$8,000.00
Fire Grounds Build	\$5,000.00
Fire Marshal Building Code Forum	\$1,500.00
Fire Marshal ICC certs	\$3,500.00
Firefighter I Training	\$5,000.00
Firefighter II Training	\$2,500.00
Hazmat Technician Class	\$3,000.00
Hazmat Training	\$2,500.00
Leadership Training	\$500.00
Methods of Instruction	<u>\$5,000.00</u>
	<u>\$48,500.00</u>

Ambulance

EMS Conferences	\$3,000.00
Local CME Classes	\$2,000.00
Paramedic Refresher	\$4,000.00
Recertifications	\$3,500.00
Training Materials	\$3,000.00
Wilderness EMT	<u>\$5,000.00</u>
	<u>\$20,500.00</u>

**City and Borough of Sitka
Travel and Training Budget
General Fund**

<u>SAR</u>		
	Anchorage MRA Accreditation	\$2,000.00
	CPR, WFR and EMT Training	\$1,000.00
	K-9 Training	\$3,500.00
	Rigging for Rescue Class	\$7,500.00
	SAR Training	\$2,000.00
		<u>\$16,000.00</u>
<u>Public Works-Administration</u>		
	Asset Manager	\$2,000.00
	Contract Manager	\$1,500.00
	Leadership Training	\$500.00
	M&O Superintendent	\$4,000.00
	Public Works Director	\$3,000.00
	Asset Manager Analyst	\$500.00
		<u>\$11,500.00</u>
<u>Engineering</u>		
	Engineer & Inspector Training Concrete Certification	\$3,000.00
	Municipal Engineer CEU	\$2,500.00
	Senior Engineer CEU	\$3,000.00
		<u>\$8,500.00</u>
<u>Streets</u>		
	CDL Training and Certification	\$6,000.00
	Flagger and Hazmat Certification	\$4,000.00
		<u>\$10,000.00</u>
<u>Recreation</u>		
	CDL & Operator Training Course	\$10,000.00
	Training and Certifications	\$2,400.00
		<u>\$12,400.00</u>
<u>Building Official</u>		
	Building Official/Fire Marshal Forum	\$3,000.00
	Continuing Education Seminars	\$3,000.00
	National Floodplain Insurance Program Training	\$3,000.00
	Staff Certifications	\$8,000.00
		<u>\$17,000.00</u>
<u>Library</u>		
	Leadership Training	\$500.00
	Online continuing education for all staff	\$1,000.00
	3 Annual conferences	\$7,100.00
		<u>\$8,600.00</u>
<u>Centennial Hall</u>		
	Leadership Training	\$500.00
		<u>\$500.00</u>
TOTAL GENERAL FUND TRAVEL AND TRAINING		<u><u>\$388,375.00</u></u>

**City and Borough of Sitka
Travel and Training Budget
Enterprise & Internal Service Fund**

Electric Fund

Electric Admin Conferences & Training	\$15,000.00
Leadership Training	\$500.00
Material Mgmt NWPPA	\$2,000.00
Safety Training	\$3,000.00
Safety & Training	\$4,000.00
Visual Emissions Evaluation Certificate	\$3,000.00
Apprentice Training	\$6,000.00
Meter Class	\$3,000.00
	<u>\$36,500.00</u>

Water Fund

Water Distribution Continuing Education	\$3,500.00
Water Treatment Continuing Education	\$5,000.00
	<u>\$8,500.00</u>

Wastewater Fund

Wastewater Collection Operator Continuing Education, Training	\$9,000.00
Wastewater Treatment Operator Continuing Education	\$3,000.00
	<u>\$12,000.00</u>

Solid Waste Fund

SWANA Training/Certification	\$6,000.00
Asbestos Training	\$6,000.00
CDL Training (two week)	\$5,000.00
Freon Training	\$2,500.00
Hazwopper Training	\$2,500.00
	<u>\$22,000.00</u>

Harbor Fund

AK Harbormaster Conference	\$2,600.00
Leadership Training	\$500.00
Legislatvie Fly In, AK Harbormaster Board Meeting	\$2,600.00
Port Security Training (CPV to cover expense)	\$5,200.00
Office Procedure Training-Alicia Soto	\$2,600.00
CPR First Aid	\$500.00
	<u>\$14,000.00</u>

**City and Borough of Sitka
Travel and Training Budget
Enterprise & Internal Service Fund**

Management Information Systems

IT Training	\$10,000.00
Leadership Training	\$500.00
Tyler Connect Conference	<u>\$5,000.00</u>
	<u>\$15,500.00</u>

Central Garage Fund

Training/Certifications	<u>\$2,000.00</u>
	<u>\$2,000.00</u>

Building Maintenance Fund

HVAC Training-Up Mitshubishi Heatpump Systems	\$11,500.00
Locksmith Training	\$3,000.00
Misc Training & Certifications	<u>\$1,100.00</u>
	<u>\$15,600.00</u>

**TOTAL ENTERPRISE & INTERNAL SERVICE FUND
TRAVEL AND TRAINING**

\$126,100.00

FY2024 MID TO LONG-RANGE CAPITAL IMPROVEMENT PLAN

	Year	Deferred (unfunded portion)	FY25	FY26	FY27	FY28	FY29	LONG RANGE	GRANT	LOAN	CAPITAL	TOTAL
Streets With Curb, Gutter, and Sidewalk												
Etolin Street	FY12	278,300	-	-	-	-	-	-	-	-	278,300	278,300
Observatory Street	FY21	211,750	-	-	-	-	-	-	-	-	211,750	211,750
Brady Street	FY22	176,000	-	-	-	-	-	-	-	-	176,000	176,000
Cascade Creek Road	FY22	99,770	-	-	-	-	-	-	-	-	99,770	99,770
Oja Street	FY22	222,640	-	-	-	-	-	-	-	-	222,640	222,640
Seward Street (Marine to Observatory)	FY22	375,705	-	-	-	-	-	-	-	-	375,705	375,705
American Street	FY23	262,570	-	-	-	-	-	-	-	-	262,570	262,570
Barracks Street	FY23	152,460	-	-	-	-	-	-	-	-	152,460	152,460
Cascade Street (960 LF)	FY23	1,306,250	-	-	-	-	-	-	-	-	1,306,250	1,306,250
Kostromentinoff Street (200 LF)	FY23	182,710	-	-	-	-	-	-	-	-	182,710	182,710
Lake Street (Arrowhead to Verstovia)	FY23	2,292,950	-	-	-	-	-	-	-	-	2,292,950	2,292,950
Monastery Street (Pherson to Verstovia)	FY23	331,540	-	-	-	-	-	-	-	-	331,540	331,540
Seward Street (Observatory to Cathedral Way)	FY23	245,630	-	-	-	-	-	-	-	-	245,630	245,630
Maksoutoff Street (Harbor to Lincoln)	FY25	-	242,000	-	-	-	-	-	-	-	242,000	242,000
Marine Street (New Archangel to Erler)	FY25	-	968,000	-	-	-	-	-	-	-	968,000	968,000
Katlian Street	FY26	166,100	-	9,662,762	-	-	-	-	8,033,874	-	1,794,988	9,828,862
Peterson Street (HPR to Lake)	FY26	2,084,500	-	2,420,000	-	-	-	-	-	-	4,504,500	4,504,500
Lake Street (Arrowhead to Kinhead)	FY27	301,400	-	-	170,864	-	-	-	-	-	472,264	472,264
Long Range (Streets with Curb, Gutter & Sidewalk)	FY30-41	-	-	-	-	-	-	21,780,000	-	-	21,780,000	21,780,000
Streets & Roads Subtotal (Streets with Curb, Gutter & Sidewalk)		8,690,275	1,210,000	12,082,762	170,864	-	-	21,780,000	8,033,874	-	35,900,027	43,933,901
Streets Without Curb, Gutter, and Sidewalk												
Finn Alley Paving	FY15	108,900	-	-	-	-	-	-	-	-	108,900	108,900
New Archangel Paving (Marine to Andrews)	FY17	278,300	-	-	-	-	-	-	-	-	278,300	278,300
Wachusett Street Paving	FY17	217,800	-	-	-	-	-	-	-	-	217,800	217,800
Lakeview Drive Paving	FY19	471,900	-	-	-	-	-	-	-	-	471,900	471,900
Monastery Street Paving (DeGroff to First)	FY19	484,000	-	-	-	-	-	-	-	-	484,000	484,000
Barlow Street Paving	FY20	84,700	-	-	-	-	-	-	-	-	84,700	84,700
Jarvis Street Paving (Public Service Complex to Beardslee)	FY20	254,100	-	-	-	-	-	-	-	-	254,100	254,100
Lance Drive Paving	FY20	617,100	-	-	-	-	-	-	-	-	617,100	617,100
Mills Street Paving	FY21	243,210	-	-	-	-	-	-	-	-	243,210	243,210
Arrowhead Street Paving	FY22	26,378	-	-	-	-	-	-	-	-	26,378	26,378
Mikele Street Paving	FY22	44,165	-	-	-	-	-	-	-	-	44,165	44,165
Anna Drive Paving	FY23	134,310	-	-	-	-	-	-	-	-	134,310	134,310
Baranof Street Paving	FY23	60,500	-	-	-	-	-	-	-	-	60,500	60,500
Crabapple Drive Paving	FY23	111,320	-	-	-	-	-	-	-	-	111,320	111,320
Kimsham Street Paving	FY23	813,120	-	-	-	-	-	-	-	-	813,120	813,120
Metlakatla Street Paving	FY23	139,150	-	-	-	-	-	-	-	-	139,150	139,150
Nicole Drive Paving (Somers to Patterson)	FY23	44,770	-	-	-	-	-	-	-	-	44,770	44,770
O'Cain Street Paving	FY23	82,885	-	-	-	-	-	-	-	-	82,885	82,885
Osprey Street Paving (Andrews to O'Cain)	FY23	30,250	-	-	-	-	-	-	-	-	30,250	30,250
Osprey Street Paving (Marine to Andrews, O'Cain to O'Cain)	FY23	142,780	-	-	-	-	-	-	-	-	142,780	142,780
Patterson Way Paving (Nicole to Kinkroft)	FY23	137,940	-	-	-	-	-	-	-	-	137,940	137,940
Pherson Street Paving (Monastery to Austin)	FY23	244,420	-	-	-	-	-	-	-	-	244,420	244,420
Princess Way Paving	FY23	35,090	-	-	-	-	-	-	-	-	35,090	35,090
Sand Dollar Drive Paving	FY23	124,025	-	-	-	-	-	-	-	-	124,025	124,025
Shotgun Alley Paving	FY23	255,310	-	-	-	-	-	-	-	-	255,310	255,310
Shuler Drive Paving	FY23	101,640	-	-	-	-	-	-	-	-	101,640	101,640
Valhala Way Paving	FY23	101,640	-	-	-	-	-	-	-	-	101,640	101,640
A Street Paving	FY24	106,480	-	-	-	-	-	-	-	-	106,480	106,480
Andrews Street Paving	FY24	160,325	-	-	-	-	-	-	-	-	160,325	160,325
Anna Circle Paving	FY24	102,850	-	-	-	-	-	-	-	-	102,850	102,850
Austin Street Paving	FY24	86,515	-	-	-	-	-	-	-	-	86,515	86,515
Barker Street Paving	FY24	68,970	-	-	-	-	-	-	-	-	68,970	68,970
Charles Street Paving	FY24	105,270	-	-	-	-	-	-	-	-	105,270	105,270
Erler Street Paving	FY24	66,550	-	-	-	-	-	-	-	-	66,550	66,550
Highland Street Paving	FY24	84,095	-	-	-	-	-	-	-	-	84,095	84,095
Kinhead Street Paving	FY24	53,845	-	-	-	-	-	-	-	-	53,845	53,845
Merrill Street Paving	FY24	135,520	-	-	-	-	-	-	-	-	135,520	135,520
Moller Avenue Paving	FY24	87,725	-	-	-	-	-	-	-	-	87,725	87,725

FY2024 MID TO LONG-RANGE CAPITAL IMPROVEMENT PLAN

	Year	Deferred (unfunded portion)	FY25	FY26	FY27	FY28	FY29	LONG RANGE	GRANT	LOAN	CAPITAL	TOTAL
Moller Drive Paving	FY24	101,640	-	-	-	-	-	-	-	-	101,640	101,640
Race Street Paving	FY24	39,930	-	-	-	-	-	-	-	-	39,930	39,930
Rands Drive Paving	FY24	90,145	-	-	-	-	-	-	-	-	90,145	90,145
Rigling Way Paving	FY24	22,506	-	-	-	-	-	-	-	-	22,506	22,506
Ross Street Paving (Barker to End)	FY24	56,265	-	-	-	-	-	-	-	-	56,265	56,265
Somer Drive Paving	FY24	124,025	-	-	-	-	-	-	-	-	124,025	124,025
Tlingit Way Paving	FY24	102,850	-	-	-	-	-	-	-	-	102,850	102,850
Viking Way Paving	FY24	101,640	-	-	-	-	-	-	-	-	101,640	101,640
Wolff Drive Paving	FY24	438,020	-	-	-	-	-	-	-	-	438,020	438,020
Charteris Street Paving	FY25	-	199,650	-	-	-	-	-	-	-	199,650	199,650
Darrin Drive Paving	FY25	-	232,925	-	-	-	-	-	-	-	232,925	232,925
Knutson Drive Paving	FY25	-	354,530	-	-	-	-	-	-	-	354,530	354,530
Price Street Paving	FY25	-	111,320	-	-	-	-	-	-	-	111,320	111,320
Sirstad Street Paving	FY25	-	313,390	-	-	-	-	-	-	-	313,390	313,390
Davidoff Street Paving	FY26	-	-	229,900	-	-	-	-	-	-	229,900	229,900
Hemlock Street Paving	FY26	-	-	217,800	-	-	-	-	-	-	217,800	217,800
Jamestown Drive Paving	FY26	-	-	235,950	-	-	-	-	-	-	235,950	235,950
Kaagwaantaan Street	FY26	-	-	496,100	-	-	-	-	-	-	496,100	496,100
Wortman Loop (Charteris to Edgcombe Drive)	FY27	-	-	-	-	307,395	-	-	-	-	307,395	307,395
Long Range Roads (No Curb, Gutter & Sidewalk)	FY30-41	-	-	-	-	-	-	20,900,000	-	-	20,900,000	20,900,000
Streets & Roads Subtotal (Streets without Curb, Gutter & Sidewalk)		7,524,869	1,211,815	1,179,750	-	307,395	-	20,900,000	-	-	31,123,829	31,123,829
STREETS & ROADS SUBTOTAL		16,215,144	2,421,815	13,262,512	170,864	307,395	-	42,680,000	8,033,874	-	67,023,856	75,057,730
PARKING LOTS												
Upper Moller Parking Lot Paving	FY19	715,000	-	-	-	-	-	-	-	-	715,000	715,000
City Hall Parking Lot Paving	FY22	229,900	-	-	-	-	-	-	-	-	229,900	229,900
City/State Parking Lot Paving	FY22	605,000	-	-	-	-	-	-	-	-	605,000	605,000
Long Range Parking Lots	FY30-41	-	-	-	-	-	-	1,574,210	-	-	1,574,210	1,574,210
PARKING LOTS SUBTOTAL		1,549,900	-	-	-	-	-	1,574,210	-	-	3,124,110	3,124,110
PARKS AND RECREATION												
Discus and Shot Put Area Improvements	FY21	12,100	-	-	-	-	-	-	-	-	12,100	12,100
Ball Field Scoreboard Replacement (7 total, 2 per year)	FY21-25	72,600	12,100	-	-	-	-	-	-	-	84,700	84,700
Long Range Parks & Rec	FY30-41	-	-	-	-	-	-	4,383,225	-	-	4,383,225	4,383,225
PARKS & RECREATION SUBTOTAL		84,700	12,100	-	-	-	-	4,383,225	-	-	4,480,025	4,480,025
BUILDING MAINTENANCE												
Animal Shelter (Building Maintenance Needs)	FY93-41	326,359	-	-	33,000	-	-	204,490	-	-	563,849	563,849
City Hall (Building Maintenance Needs)	2013-2041	945,100	489,500	-	-	-	-	1,398,760	-	-	2,833,360	2,833,360
City-State Building - Police Dept. HVAC System Upgrades	2021	388,000	-	-	-	-	-	-	-	-	388,000	388,000
City-State Building (Building Maintenance Needs)	1984-2041	1,771,220	-	142,450	-	-	-	331,100	-	-	2,244,770	2,244,770
Fire Hall - Retaining Wall Stabilization	2021	18,150	-	-	-	-	-	-	-	-	18,150	18,150
Fire Hall (Building Maintenance Needs)	2015-2041	588,900	-	-	-	-	-	1,118,700	-	-	1,707,600	1,707,600
Harrigan Centennial Hall (Building Maintenance Needs)	2023-2041	32,670	56,870	-	174,240	-	-	3,929,200	-	-	4,192,980	4,192,980
Library (Building Maintenance Needs)	2026	-	-	-	23,100	-	-	1,148,400	-	-	1,171,500	1,171,500
Senior Center (Building Maintenance Needs)	2027-2041	345,950	23,100	68,200	-	-	-	189,200	-	-	626,450	626,450
BUILDING MAINTENANCE SUBTOTAL		4,416,349	569,470	210,650	230,340	-	-	8,319,850	-	-	13,746,659	13,746,659
GENERAL FUND TOTAL		22,266,093	3,003,385	13,473,162	401,204	307,395	-	56,957,285	8,033,874	-	88,374,650	96,408,524
PUBLIC SERVICE CENTER - MAINTENANCE BUILDINGS												
Public Service Center 105, 109, 113 Jarvis St (Building maintenance)	2019-2041	302,500	226,050	-	-	-	-	400,500	-	-	929,050	929,050
Public Service Center 131 Jarvis St (Building maintenance)	2009-2041	39,600	155,100	-	-	-	-	158,000	-	-	352,700	352,700
Public Service Center Pole Barn (Building maintenance)	2018-2041	29,150	55,000	-	-	-	-	140,000	-	-	224,150	224,150
Public Service Center Subtotal		371,250	436,150	-	-	-	-	698,500	-	-	1,505,900	1,505,900

FY2024 MID TO LONG-RANGE CAPITAL IMPROVEMENT PLAN

	Year	Deferred (unfunded portion)	FY25	FY26	FY27	FY28	FY29	LONG RANGE	GRANT	LOAN	CAPITAL	TOTAL
ENTERPRISE FUNDS												-
ELECTRIC FUND (through 2029)												
SCADA System Enhancements	FY23-29	253,000	220,000	-	88,000	-	396,000	-	410,000	-	547,000	957,000
Meter Replacement	FY24-29	-	258,500	192,500	165,000	192,500	1,512,500	-	-	-	2,321,000	2,321,000
Blue Lake upgrades	FY23-29	1,711,500	2,981,000	-	60,500	11,000	390,500	-	2,560,000	-	2,594,500	5,154,500
Green Lake Phase 2/3	FY23-24	5,200,000	-	-	-	-	-	-	5,000,000	-	200,000	5,200,000
Regulatory/FERC	FY23-29	277,000	440,000	479,600	569,800	517,000	1,320,000	-	-	-	3,603,400	3,603,400
Future Initiatives	FY23-29	35,000	100,000	-	-	11,000,000	-	-	10,000,000	-	1,135,000	11,135,000
Diesel Generation upgrades	FY23-29	1,135,000	1,500,000	-	-	-	-	-	-	-	2,635,000	2,635,000
Transmission and Distribution (Feeder Improvements)	FY24-29	-	451,000	528,000	176,000	55,000	264,000	264,000	-	-	1,738,000	1,738,000
Substation upgrades	FY23-29	1,370,000	1,500,000	-	-	-	-	-	-	-	2,870,000	2,870,000
Grid Expansion	FY23-29	4,357,500	7,700,000	-	-	-	-	-	11,000,000	-	1,057,500	12,057,500
ELECTRIC FUND TOTALS		14,339,000	15,150,500	1,200,100	1,059,300	11,775,500	3,883,000	264,000	28,970,000	-	18,701,400	47,671,400
WATER FUND												
Distribution System Water Meter Installation	FY26-FY44	-	-	400,000	-	-	-	1,670,000	-	1,670,000	400,000	2,070,000
SCADA Communication Upgrades	FY25	-	50,000	-	-	-	-	-	-	-	50,000	50,000
Repaint Tanks	FY25	-	500,000	-	-	-	-	500,000	-	500,000	500,000	1,000,000
Lincoln Street (Jeff Davis to Lake St) Road/Utility Project	FY26	-	-	2,500,000	-	-	-	-	-	2,450,000	50,000	2,500,000
Wortman Booster Station Replacement	FY27	-	-	-	1,800,000	-	-	-	-	1,700,000	100,000	1,800,000
Connect Lance Drive to Hillside Booster Station	FY27	-	-	-	1,800,000	-	-	-	-	1,700,000	100,000	1,800,000
Wolff Drive Road/Utility Project	FY28	-	-	-	-	1,400,000	-	-	-	1,300,000	100,000	1,400,000
Lincoln Street (Laket St to Katlian) Road/Utility Project	FY28	-	-	-	-	2,000,000	-	-	-	1,900,000	100,000	2,000,000
Halibut Point Road (Roundabout to Davidoff) Road/Utility Project	FY29	-	-	-	-	-	4,000,000	4,000,000	-	3,500,000	4,500,000	8,000,000
Water Storage Tank Siting Study and Construction	FY30-44	-	-	-	-	-	-	21,000,000	-	20,500,000	500,000	21,000,000
Monastery/Highland/Merrill Road/Utility Project	FY30-44	-	-	-	-	-	-	1,100,000	-	1,000,000	100,000	1,100,000
Shotgun Alley Pressure Zone	FY30-44	-	-	-	-	-	-	9,000,000	-	8,700,000	300,000	9,000,000
Kimsham/Tilson/Peterson Road/Utility Project	FY30-44	-	-	-	-	-	-	1,500,000	-	1,400,000	100,000	1,500,000
Gavan/Moller Road/Utility Project	FY30-44	-	-	-	-	-	-	800,000	-	750,000	50,000	800,000
Marine/Dearmond/New Archangel/Erhler Road/Utility Project	FY30-44	-	-	-	-	-	-	1,500,000	-	1,400,000	100,000	1,500,000
Katlian Road/Utility Project	FY30-44	-	-	-	-	-	-	3,000,000	-	290,000	2,710,000	3,000,000
Wortman Loop Road/Utility Project	FY30-44	-	-	-	-	-	-	1,400,000	-	1,300,000	100,000	1,400,000
Princess/Seward/Barracks Road/Utility Project	FY30-44	-	-	-	-	-	-	900,000	-	850,000	50,000	900,000
HPR-Old Harbor Mtn Road to Krestof Drive	FY30-44	-	-	-	-	-	-	5,300,000	-	5,000,000	300,000	5,300,000
Anna Drive/Circle Road/Utility Project	FY30-44	-	-	-	-	-	-	920,000	-	-	920,000	920,000
Jamestown Drive Road/Utility Project	FY30-44	-	-	-	-	-	-	530,000	-	-	530,000	530,000
Viking Way Road/Utility Project	FY30-44	-	-	-	-	-	-	400,000	-	-	400,000	400,000
Burkart/Lance Road/Utility Project	FY30-44	-	-	-	-	-	-	2,000,000	-	1,900,000	100,000	2,000,000
Japonski Water Main Replacement (O'Connell Crossing)	FY30-44	-	-	-	-	-	-	2,000,000	2,000,000	-	-	2,000,000
Transmission Main Replacement (Segments)	FY30-44	-	-	-	-	-	-	8,000,000	8,000,000	-	-	8,000,000
Japonski Water Main Replacement (Lifesaver Dr to USCG Air St.)	FY30-44	-	-	-	-	-	-	3,000,000	3,000,000	-	-	3,000,000
Water main replacement	FY30-44	-	-	-	-	-	-	5,440,000	-	-	5,440,000	5,440,000
WATER FUND TOTALS		-	550,000	2,900,000	3,600,000	3,400,000	4,000,000	73,960,000	13,000,000	57,810,000	17,600,000	88,410,000
WASTEWATER FUND												
SCADA Communication Upgrades	FY25-28	-	50,000	-	-	100,000	-	-	-	-	150,000	150,000
WWTP Effluent Disinfection System-Unfunded Mandate	FY25	-	7,000,000	-	-	-	-	-	350,000	6,600,000	50,000	7,000,000
Sewer Force Main Replacement	FY25-27	-	6,000,000	-	6,000,000	-	-	-	-	11,600,000	400,000	12,000,000
WWTP Belt Filter Press Replacement	FY25	-	800,000	-	-	-	-	-	-	750,000	50,000	800,000
WWTP Scum Collector Replacement (STCIP#26)	FY26	-	-	575,000	-	-	-	-	-	-	575,000	575,000
WWTP Grit Collection System Replacement	FY26	-	-	375,000	-	-	-	-	-	-	375,000	375,000
Lincoln Street (Jeff Davis to Lake St) Road/Utility Project	FY26	-	-	2,500,000	-	-	-	-	-	2,400,000	100,000	2,500,000
WWTP Clarifier Pump Replacement	FY28	-	-	-	-	115,000	-	-	-	40,000	75,000	115,000
Castle Hill Lift Station Rehabilitation	FY28	-	-	-	-	150,000	800,000	-	-	875,000	75,000	950,000
Wolff Drive Road/Utility Project	FY28	-	-	-	-	2,000,000	-	-	-	1,900,000	100,000	2,000,000
Lincoln Street (Laket St to Katlian) Road/Utility Project	FY28	-	-	-	-	2,000,000	-	-	-	1,900,000	100,000	2,000,000
Halibut Point Road (Roundabout to Davidoff) Road/Utility Project	FY29	-	-	-	-	-	3,000,000	3,000,000	-	5,500,000	500,000	6,000,000
Old Sitka Rocks Lift Station Rehabilitation	FY30-44	-	-	-	-	-	-	1,050,000	-	1,025,000	25,000	1,050,000
Granite Creek Lift Station Rehabilitation	FY30-44	-	-	-	-	-	-	900,000	-	875,000	25,000	900,000
Indian River Lift Station Rehabilitation	FY30-44	-	-	-	-	-	-	1,110,000	-	1,035,000	75,000	1,110,000

FY2024 MID TO LONG-RANGE CAPITAL IMPROVEMENT PLAN

	Year	Deferred (unfunded portion)	FY25	FY26	FY27	FY28	FY29	LONG RANGE	GRANT	LOAN	CAPITAL	TOTAL
Monastery/Highland/Merrill Road/Utility Project	FY30-44	-	-	-	-	-	-	1,400,000	-	1,300,000	100,000	1,400,000
Wastewater Outfall Condition Assessment	FY30-44	-	-	-	-	-	-	200,000	-	-	200,000	200,000
Gravity Sewer from 1700 HPR to Brady Lift Station	FY30-44	-	-	-	-	-	-	4,000,000	-	3,700,000	300,000	4,000,000
Kimsham/Tilson/Peterson Road/Utility Project	FY30-44	-	-	-	-	-	-	1,600,000	-	1,500,000	100,000	1,600,000
Gavan/Moller Road/Utility Project	FY30-44	-	-	-	-	-	-	835,000	-	775,000	60,000	835,000
Katlian Road/Utility Project	FY30-44	-	-	-	-	-	-	2,300,000	-	2,200,000	100,000	2,300,000
Marine/Dearmond/New Archangel/Erhler Road/Utility Project	FY30-44	-	-	-	-	-	-	1,400,000	-	1,300,000	100,000	1,400,000
Katlian Road/Utility Project	FY30-44	-	-	-	-	-	-	3,000,000	-	2,500,000	500,000	3,000,000
Princess/Seward/Barracks Road/Utility Project	FY30-44	-	-	-	-	-	-	1,000,000	-	900,000	100,000	1,000,000
Replace Generators - Lift Stations	FY30-44	-	-	-	-	-	-	250,000	-	125,000	125,000	250,000
Halibut Point Lift Station Replacement	FY30-44	-	-	-	-	-	-	910,000	-	850,000	60,000	910,000
Sandy Beach Lift Station Replacement	FY30-44	-	-	-	-	-	-	875,000	-	800,000	75,000	875,000
Anna Drive/Circle Road/Utility Project	FY30-44	-	-	-	-	-	-	1,100,000	-	1,000,000	100,000	1,100,000
Landfill Lift Station	FY30-44	-	-	-	-	-	-	375,000	-	-	375,000	375,000
Jamestown Drive Road and Utility Project	FY30-44	-	-	-	-	-	-	580,000	-	-	580,000	580,000
Viking Way Road/Utility Project	FY30-44	-	-	-	-	-	-	450,000	-	-	450,000	450,000
Sewer Main Replacement	FY26-44	-	-	400,000	-	-	-	450,000	-	6,650,000	-	6,650,000
WASTEWATER FUND TOTALS		-	13,850,000	3,850,000	6,000,000	4,815,000	3,800,000	32,135,000	350,000	58,100,000	6,000,000	64,450,000
SOLID WASTE FUND												
Granite Creek Biosolids Pit - Access Bridge Replacement Study	FY24	275,000	-	-	-	-	-	-	-	-	275,000	275,000
Transfer Station - Exterior Wall	FY24	220,000	-	-	-	-	-	-	-	-	220,000	220,000
Transfer Station - Roof Replacement	FY25	-	275,000	-	-	-	-	-	-	-	275,000	275,000
Scrap Yard - Concrete Building Electrical	2029	-	-	-	-	-	11,000	-	-	-	11,000	11,000
Scrap Yard - Concrete Building Emergency Egress	2029	-	-	-	-	-	11,000	-	-	-	11,000	11,000
Scrap Yard - Concrete Building Lighting	2029	-	-	-	-	-	11,000	-	-	-	11,000	11,000
Scrap Yard - Concrete Building Roof	2029	-	-	-	-	-	110,000	-	-	-	110,000	110,000
Scrap Yard - Fuel Oil Separator	2034	-	-	-	-	-	-	110,000	-	-	110,000	110,000
Scrap Yard - Office Trailer Refurbishment	2034	-	-	-	-	-	-	220,000	-	-	220,000	220,000
Scrap Yard - Scale Shed Refurbishment	2034	-	-	-	-	-	-	6,600	-	-	6,600	6,600
Scrap Yard - Steel Storage Building	2049	-	-	-	-	-	-	275,000	-	-	275,000	275,000
Transfer Station - Steel Structure	2049	-	-	-	-	-	-	660,000	-	-	660,000	660,000
SOLID WASTE FUND TOTALS		495,000	275,000	-	-	-	143,000	1,271,600	-	-	2,184,600	2,184,600
HARBOR FUND												
Fisherman's Work Float	2024	5,500,000	-	-	-	-	-	-	2,500,000	-	3,000,000	5,500,000
Crescent Harbor Phase II Concrete Floats	2024	6,822,787	-	-	-	-	-	-	2,500,000	-	4,322,787	6,822,787
Fish Cleaning Float	2024	382,360	-	-	-	-	-	-	230,280	-	152,080	382,360
Sealing Cove Repairs	2024	311,575	-	-	-	-	-	-	-	-	311,575	311,575
Thompson Harbor Restroom Demolition	2026	-	-	36,300	-	-	-	-	-	-	36,300	36,300
Thompson Harbor Upland Access and Parking	2026	-	-	851,721	-	-	-	-	-	-	851,721	851,721
Sealing Cove Harbor	2027	-	-	-	14,658,116	-	-	-	5,000,000	8,000,000	1,658,116	14,658,116
Sealing Cove Upland Access and Parking	2027	-	-	-	989,501	-	-	-	-	-	989,501	989,501
Sealing Cove Boat Launch & Upland Access	2028	-	-	-	-	350,709	-	-	-	-	350,709	350,709
Crescent Harbor - Lincoln Street Lots	2029	-	-	-	-	-	338,184	-	-	-	338,184	338,184
ANB Harbor Upland Access and Parking	2030	-	-	-	-	-	-	658,837	-	-	658,837	658,837
Crescent Harbor Boat Launch Ramp	2030	-	-	-	-	-	-	410,352	-	-	410,352	410,352
Eliason Harbor Upland Access and Parking	2030	-	-	-	-	-	-	1,317,181	-	-	1,317,181	1,317,181
Sealing Cove Harbor Boat Launch Ramp	2030	-	-	-	-	-	-	1,318,658	793,543	-	525,115	1,318,658
Crescent Harbor Lightering Float Replacement	2030	-	-	-	-	-	-	2,783,000	-	-	2,783,000	2,783,000
Fisherman's Work Float Upland Parking	2031	-	-	-	-	-	-	299,741	-	-	299,741	299,741
Eliason Harbor Phase 1	2032	-	-	-	-	-	-	14,214,803	5,000,000	9,000,000	214,803	14,214,803
Eliason Harbor Restroom Replacement	2032	-	-	-	-	-	-	415,884	-	-	415,884	415,884
Demolish Boat Grid	2033	-	-	-	-	-	-	242,000	-	-	242,000	242,000
Eliason Harbor Phase 2	2033	-	-	-	-	-	-	7,107,401	-	6,000,000	1,107,401	7,107,401
Eliason Harbor Phase 3	2034	-	-	-	-	-	-	7,107,401	-	6,000,000	1,107,401	7,107,401
Eliason Harbor Phase 4	2035	-	-	-	-	-	-	7,107,401	-	6,000,000	1,107,401	7,107,401
ANB Harbor Restroom Demolition	2037	-	-	-	-	-	-	36,300	-	-	36,300	36,300
Crescent Harbor High Load Dock & Net Shed	2037	-	-	-	-	-	-	6,803,932	-	-	6,803,932	6,803,932
Sealing Cove Restroom Demolition	2038	-	-	-	-	-	-	36,300	-	-	36,300	36,300
Crescent Harbor Upland Access and Parking	2043	-	-	-	-	-	-	1,701,786	-	-	1,701,786	1,701,786

FY2024 MID TO LONG-RANGE CAPITAL IMPROVEMENT PLAN

	Year	Deferred (unfunded portion)	FY25	FY26	FY27	FY28	FY29	LONG RANGE	GRANT	LOAN	CAPITAL	TOTAL
Harbor System Office	2044	-	-	-	-	-	-	507,825	-	-	507,825	507,825
Thompson Harbor	2047	-	-	-	-	-	-	12,214,500	4,287,867	-	7,926,633	12,214,500
ANB Harbor	2054	-	-	-	-	-	-	9,744,724	3,420,779	-	6,323,945	9,744,724
Sitka Transient Dock	2056	-	-	-	-	-	-	7,934,161	2,785,200	-	5,148,961	7,934,161
HARBOR FUND TOTALS		13,016,722	-	888,021	15,647,617	350,709	338,184	81,962,187	26,517,669	35,000,000	50,685,771	#####
AIRPORT FUND												
Building/Facility Maintenance Needs	1984-2041	1,300,860	12,100	-	471,900	-	-	5,503,685	-	-	7,288,545	7,288,545
AIRPORT FUND TOTALS		1,300,860	12,100	-	471,900	-	-	5,503,685	-	-	7,288,545	7,288,545
MARINE SERVICE CENTER FUND (MSC FUND)												
Building/Facility Maintenance Needs	2016-2041	459,800	12,100	-	-	-	-	3,198,030	-	-	3,669,930	3,669,930
MSC FUND TOTALS		459,800	12,100	-	-	-	-	3,198,030	-	-	3,669,930	3,669,930
TOTAL ALL FUNDS		52,248,725	33,289,235	22,311,283	27,180,021	20,648,604	12,164,184	255,950,287	76,871,543	150,910,000	196,010,796	423,792,339

General Fund - Fund 700
FY2024 Capital Projects

Status	Project number	Project Description	Source -	Source -	Source -	Source -	Source -	Source -	Source - Total
			Grants (approved)	Loans/ Proceeds (approved)	Working Capital	Other source	Contingent Grants	Contingent Loans/Bond	Contingent Other
Authorized/in progress	90690	Police Department Heat Pumps/HVAC	-	-	216,000	-	-	-	216,000
Authorized/in progress	90739	Kettleson Memorial Library Expansion	-	-	35,000	-	-	-	35,000
Authorized/in progress	90812	Emergency Unanticipated Repairs	-	-	100,000	-	-	-	100,000
Authorized/in progress	90814	Cross Trail Multimodal Pathway Phase 6	2,382,698	-	165,171	50,000	-	-	2,597,869
Authorized/in progress	90838	Lincoln Street Paving (Harbor Way to Harbor Drive)	-	-	4,844,000	105,000	-	-	4,949,000
Authorized/in progress	90843	Lake St (DeGroff to Arrowhead) and Hirst Utility & Street Improvements	-	-	798,060	-	-	-	798,060
Authorized/in progress	90855	Sea Walk Part II	1,674,713	-	5,000	153,060	-	-	1,832,773
Authorized/in progress	90861	Asset Management/CMMS Implementation	-	-	407,400	11,600	-	-	419,000
Authorized/in progress	90866	City Hall HVAC & Controls Replacement	-	-	750,000	-	-	-	750,000
Authorized/in progress	90878	Sitka Paving 2017-Katlian Paving	-	-	152,868	-	-	-	152,868
Authorized/in progress	90885	Senior Center - ADA Ramp and Rear porch Improvements	-	-	15,000	-	-	-	15,000
Authorized/in progress	90886	Community Playground Safety Improvements	-	-	10,000	-	-	-	10,000
Authorized/in progress	90887	Lower Moller East Playground Improvements	-	-	10,000	-	-	-	10,000
Authorized/in progress	90888	Pioneer Park Shelter Improvements	-	-	15,000	-	-	-	15,000
Authorized/in progress	90907	Police Department Heat Pumps	-	-	23,000	-	-	-	23,000
Authorized/in progress	90909	No Name Mountain Master Plan	-	-	165,000	-	-	-	165,000
Authorized/in progress	90912	Crescent Harbor Restroom Replacement	1,784	-	76,000	154,000	-	-	231,784
Authorized/in progress	90925	Knutson Drive Critical Repairs	-	-	1,380,000	-	-	-	1,380,000
Authorized/in progress	90939	City Hall Building Carpet Replacement	-	-	150,000	-	-	-	150,000
Authorized/in progress	90940	HCH Cedar Trim and Lam Beam Refinishing	-	-	150,000	-	-	-	150,000
Authorized/in progress	90961	Wachusets Storm Drains (phase 2 Peterson)	200,000	-	303,371	-	580,000	-	1,083,371
Authorized/in progress	90966	CBS Facilities Condition Assessment + Schools	-	-	400,000	-	-	-	400,000
Authorized/in progress	90967	Senior Center Interior Floor Replacement Upgrade Common Areas	-	-	40,000	-	-	-	40,000
Authorized/in progress	90968	Senior Center Roof Replacement	-	-	175,000	-	-	-	175,000
Authorized/in progress	90969	Water/Wastewater Replacement at Senior Center	-	-	101,000	-	-	-	101,000
Authorized/in progress	90962	Police Mud Bay Repeater	125,000	-	-	-	-	-	125,000
Authorized/in progress	90964	2022 Tourism Projects	-	-	-	502,178	-	-	502,178
Authorized/in progress	90990	Blatchley Heat Pump Replacement	-	-	600,000	-	-	-	600,000
Authorized/in progress	90989	ADA Second Bus Shelter	-	-	29,854	-	-	-	29,854
Authorized/in progress	90992	DataCenter Disaster Recovery System	-	-	-	104,918	-	-	104,918
Authorized/in progress Total			4,384,195	-	11,116,724	1,080,756	580,000	-	17,161,675
New FY24	90812	Emergency Unanticipated Repairs	-	-	400,000	-	-	-	400,000
New FY24	90838	Lincoln Street Paving (Harbor Way to Harbor Drive) - Road, Pedestrian, Utility	-	-	345,614	-	-	-	345,614
New FY24	90843	Lake St (DeGroff to Arrowhead) and Hirst Utility & Street Improvements	-	-	1,741,480	-	-	-	1,741,480
New FY24	90855	Seawalk Phase II	-	-	-	126,940	-	-	126,940
New FY24	90878	Katlian Street Road and Utility (HPR to Lincoln) - Road, Pedestrian, Utility	-	-	926,238	-	-	-	926,238
New FY24	90885	Senior Center - ADA Ramp & Rear Porch Improvements (Roll into one SC upgrade project)	-	-	80,000	-	-	-	80,000
New FY24	TBD	Housing Study	-	-	750,000	-	-	-	750,000
New FY24	TBD	STUDY - Streets Condition Assessment	-	-	20,000	-	-	-	20,000
New FY24	TBD	Senior Center - Sprinkler Replacement	-	-	75,000	-	-	-	75,000
New FY24	TBD	Lincoln Street (Jeff Davis to Lake) Road & Utility Project - Road, Pedestrian, Utility	-	-	392,668	-	-	-	392,668
New FY24	TBD	City/State Building - Exterior Painting	-	-	50,000	-	-	-	50,000
New FY24	TBD	Fire Hall - Carpet Replacement	-	-	125,000	-	-	-	125,000
New FY24	TBD	City/State Building - Exterior Window Replacement	-	-	250,000	-	-	-	250,000
New FY24	TBD	Fire Hall - Replace Fire Alarm Control Panel	-	-	30,000	-	-	-	30,000
New FY24	90961	Wachusets Storm Drains (Peterson Phase II)	-	-	580,000	-	-	-	580,000
New FY24	90969	Water/Wastewater Replacement at Senior Center	-	-	34,000	-	-	-	34,000
New FY24 Total			-	-	5,800,000	126,940	-	-	5,926,940
Physically complete	90739	Kettleson Memorial Library Expansion	5,350,000	-	357,114	1,212,842	-	-	6,919,956
Physically complete Total			5,350,000	-	357,114	1,212,842	-	-	6,919,956
Grand Total			9,734,195	-	17,273,838	2,420,538	580,000	-	30,008,571

Electric Fund - Fund 710
FY2024 Capital Projects

Status	Project number	Project Description	Source - Grants (approved)	Source - Loans/ Bond Proceeds (approved)	Source - Working Capital	Source - Other source	Source - Contingent Grants	Source - Contingent Loans/Bonding	Source - Contingent Other	Source- Total authorized (approved + contingent)
Authorized/in progress	90261	Island Improvements	-	-	545,000	24,500	-	-	-	569,500
Authorized/in progress	90410	SCADA System Enhancements	-	-	775,336	-	-	-	-	775,336
Authorized/in progress	90610	Blue Lake FERC License Mitigation	-	-	243,251	-	-	-	-	243,251
Authorized/in progress	90777	Metering	-	-	835,000	-	-	-	-	835,000
Authorized/in progress	90823	Marine St. N-1 Design to New HPR	-	-	6,011,665	-	-	-	-	6,011,665
Authorized/in progress	90829	Harbor Meters	-	-	296,327	-	-	-	-	296,327
Authorized/in progress	90839	Green Lake Power Plant 35 Year Overhaul-Phase 1	395,507	-	4,004,605	-	-	4,000,000	-	8,400,112
Authorized/in progress	90840	Green Lake Power Plant Pre Overhaul Inspection	-	-	374,256	-	-	-	-	374,256
Authorized/in progress	90841	Jarvis Fuel System Repairs and Storage Tanks	-	-	304,458	-	-	-	-	304,458
Authorized/in progress	90868	69 kv Thimbleberry Trans Line Bypass	-	-	5,000	-	-	-	-	5,000
Authorized/in progress	90884	Blue Lake Dam Completion	-	-	39,133	-	-	-	-	39,133
Authorized/in progress	90942	Master Plan/rate study	-	-	250,000	-	-	-	-	250,000
Authorized/in progress	90943	Asset management/GIS	-	-	35,000	-	-	-	-	35,000
Authorized/in progress	90944	Howell -- Bunger valve/gate	-	-	150,000	-	-	-	-	150,000
Authorized/in progress	90945	Facility security cameras	-	-	50,000	-	-	-	-	50,000
Authorized/in progress	90946	Mobile diesel generator	-	-	40,000	-	-	-	-	40,000
Authorized/in progress	90947	Green Lake Excitation upgrade	-	-	125,000	-	-	-	-	125,000
Authorized/in progress	90948	Green Lake Dam power cable replacement	-	-	100,000	-	-	-	-	100,000
Authorized/in progress	90949	Wind Metering Towers	-	-	30,000	-	-	-	-	30,000
Authorized/in progress	90970	Blue Lake upgrades	-	-	191,000	-	-	-	-	191,000
Authorized/in progress	90971	Green Lake upgrades	-	-	203,000	-	-	-	-	203,000
Authorized/in progress	90972	Green Lake Phase 2/3	-	-	15,000	-	5,500,000	-	-	5,515,000
Authorized/in progress	90973	Regulatory/FERC	-	-	200,000	-	-	-	-	200,000
Authorized/in progress	90974	Future Initiatives	-	-	50,000	-	-	-	-	50,000
Authorized/in progress	90975	Diesel Generation upgrades	-	-	1,200,000	-	-	-	-	1,200,000
Authorized/in progress	90976	Transmission and Distribution (Feeder Improvements)	-	-	1,457,003	-	-	-	-	1,457,003
Authorized/in progress	90977	Substation upgrades	-	-	200,000	-	-	-	-	200,000
Authorized/in progress	90978	Grid Expansion	-	-	125,000	-	-	-	-	125,000
Authorized/in progress Total			395,507	-	17,855,034	24,500	5,500,000	4,000,000	-	27,775,041
New FY24	90261	Island Improvements	-	-	200,000	-	-	-	-	200,000
New FY24	90410	SCADA Communication Upgrades	-	-	110,000	-	-	-	-	110,000
New FY24	90777	Metering	-	-	260,000	-	-	-	-	260,000
New FY24	90839	Green Lake Power Plant 35 Year Overhaul-Phase 1	-	2,500,000	(2,500,000)	-	-	(2,500,000)	-	(2,500,000)
New FY24	90942	Master Plan/rate study	-	-	150,000	-	-	-	-	150,000
New FY24	90970	Blue Lake upgrades	-	-	450,000	-	-	-	-	450,000
New FY24	90971	Green Lake upgrades	-	-	175,000	-	-	-	-	175,000
New FY24	90972	Green Lake Phase 2/3	-	-	2,500,000	-	-	-	-	2,500,000
New FY24	90973	Regulatory/FERC	-	-	350,000	-	-	-	-	350,000
New FY24	90974	Future Initiatives	-	-	15,000	-	-	-	-	15,000
New FY24	90975	Diesel Generation upgrades	-	-	1,065,000	-	-	-	-	1,065,000
New FY24	90976	Transmission and Distribution (Feeder Improvements)	-	-	595,000	-	-	-	-	595,000
New FY24	90977	Substation upgrades	-	-	280,000	-	-	-	-	280,000
New FY24	90978	Grid Expansion	-	-	125,000	-	-	-	-	125,000
New FY24 Total			-	2,500,000	3,775,000	-	-	(2,500,000)	-	3,775,000
Grand Total			395,507	2,500,000	21,630,034	24,500	5,500,000	1,500,000	-	31,550,041

Water Fund - Fund 720
FY2024 Capital Projects

Status	Project number	Project Description	Source -						Source - Total authorized (approved + contingent)
			Source - Grants (approved)	Loans/ Bond Proceeds (approved)	Source - Working Capital	Source - Other source	Source - Contingent Grants	Source - Contingent Loans/Bonding	
Authorized/in progress	90531	Monastery St (DeGroff to Arrowhead) and Kinkead Utility & Street Improvements	-	-	-	-	-	-	-
Authorized/in progress	90833	Critical Secondary Water Supply	-	17,620,000	530,000	-	-	-	18,150,000
Authorized/in progress	90838	Lincoln Street Paving (Harbor Way to Harbor Drive)	-	-	80,000	-	-	-	80,000
Authorized/in progress	90843	Lake St (DeGroff to Arrowhead) and Hirst Utility & Street Improvements	-	1,500,000	100,000	-	-	-	1,600,000
Authorized/in progress	90870	Water Master Plan	-	-	100,000	-	-	-	100,000
Authorized/in progress	90883	Water Transmission Main Emergency repair	-	-	400,000	-	-	-	400,000
Authorized/in progress	90889	Blue Lake Watershed Plan	-	-	35,000	-	-	-	35,000
Authorized/in progress	90893	SCADA Reporting Software	-	-	10,000	-	-	-	10,000
Authorized/in progress	90894	Asset Management/CMMS Implementation	-	-	60,000	-	-	-	60,000
Authorized/in progress	90913	Water Tanks-Interior Condition Assessment Exterior Painting	-	-	40,000	-	-	-	40,000
Authorized/in progress	90914	Transmission Main Condition Assessment	-	-	150,000	-	-	-	150,000
Authorized/in progress	90981	SCADA Communications Upgrades	-	-	30,000	-	-	-	30,000
Authorized/in progress	90979	Distribution System Water Meter Installation	-	-	25,000	-	-	-	25,000
Authorized/in progress	90980	Gibson St Water Project	-	-	75,000	-	-	-	75,000
Authorized/in progress Total			-	19,120,000	1,635,000	-	-	-	20,755,000
New FY24	90843	Lake St (DeGroff to Arrowhead) and Hirst Utility & Street Improvements	-	-	-	-	-	895,000	895,000
New FY24	TBD	Kirkman Drive Water Main Replacement	-	-	220,000	-	-	-	220,000
New FY24	TBD	Booster Station Communications and VFDs	-	-	450,000	-	-	-	450,000
New FY24	TBD	Emergency Unanticipated Capital Repairs	-	-	150,000	-	-	-	150,000
New FY24	90979	Distribution System Water Meter Installation	-	-	400,000	-	-	-	400,000
New FY24 Total			-	-	1,220,000	-	-	895,000	2,115,000
Physically complete	90652	UV Disinfection Feasibility	5,561,000	6,550,000	18,000	-	-	-	12,129,000
Physically complete Total			5,561,000	6,550,000	18,000	-	-	-	12,129,000
Grand Total			5,561,000	25,670,000	2,873,000	-	-	895,000	34,999,000

Wastewater Fund - Fund 730
FY2024 Capital Projects

Status	Project number	Project Description	Source -	Source -	Source -	Source -	Source -	Source -	Source - Total
			Grants (approved)	Loans/ Bond Proceeds (approved)	Working Capital	Other source	Contingent Grants	Contingent Loans/Bonding	Contingent Other
Authorized/in progress	90447	WWTP Control System	-	-	488,000	-	-	-	488,000
Authorized/in progress	90531	Monastery St (DeGroff to Arrowhead) and Kinkead Utility & Street Improvements	-	-	-	-	-	-	-
Authorized/in progress	90565	Jamestown East Lift Station Replacement	-	-	85,000	-	-	-	85,000
Authorized/in progress	90655	WWTP-Rehabilitation	-	9,737,000	45,000	-	-	-	9,782,000
Authorized/in progress	90783	Replace Generators - Lift Stations	-	311,000	236,000	-	-	-	547,000
Authorized/in progress	90809	Replace WWTP Influent Grinder	-	-	100,000	-	-	-	100,000
Authorized/in progress	90838	Lincoln Street Paving (Harbor Way to Harbor Drive)	-	-	20,000	-	-	-	20,000
Authorized/in progress	90843	Lake St (DeGroff to Arrowhead) and Hirst Utility & Street Improvements	-	1,250,000	80,000	-	-	-	1,330,000
Authorized/in progress	90862	Japonski Sewer Force Main Condition Assessment	-	-	250,000	-	-	-	250,000
Authorized/in progress	90894	Asset Management/CMMS Implementation	-	-	65,000	-	-	-	65,000
Authorized/in progress	90895	Wastewater Master Plan	-	-	120,000	-	-	-	120,000
Authorized/in progress	90916	WWTP Blower Manifold Assessment/Design	-	-	60,000	-	-	-	60,000
Authorized/in progress	90917	Lincoln Street Lift Station Valve Replacement	-	-	55,000	-	-	-	55,000
Authorized/in progress	90918	WWTP Clarifier Drive Replacement	-	-	55,000	-	-	-	55,000
Authorized/in progress	90919	Thomsen Harbor Lift Station Rehabilitation	-	1,300,000	725,143	-	-	-	2,025,143
Authorized/in progress	90952	Sludge thickener catwalk replacement	-	-	20,000	-	-	-	20,000
Authorized/in progress	90983	SCADA Communication Upgrades	-	-	50,000	-	-	-	50,000
Authorized/in progress	90982	Old Sitka Rocks Lift Station Control Panel	-	-	25,000	-	-	-	25,000
Authorized/in progress Total			-	12,598,000	2,479,143	-	-	-	15,077,143
New FY24	90843	Lake St (DeGroff to Arrowhead) and Hirst Utility & Street Improvements	-	-	-	-	-	810,000	810,000
New FY24	90919	Thomsen Harbor Lift Station Rehabilitation	-	-	800,000	-	-	-	800,000
New FY24	TBD	Lake & Lincoln Lift Station Rehabilitation	-	-	25,000	-	-	2,500,000	2,525,000
New FY24	TBD	WWTP Effluent Disinfection System	-	-	750,000	-	-	7,000,000	7,750,000
New FY24	TBD	Sewer Force Main Replacement	-	-	700,000	-	-	-	700,000
New FY24	TBD	WW Equipment Condition Assessment	-	-	100,000	-	-	-	100,000
New FY24	TBD	WWTP Lime Feed System	-	-	250,000	-	-	-	250,000
New FY24	TBD	Emergency Unanticipated Capital Repairs	-	-	150,000	-	-	-	150,000
New FY24 Total			-	-	2,775,000	-	-	10,310,000	13,085,000
Grand Total			-	12,598,000	5,254,143	-	-	10,310,000	28,162,143

Solid Waste Fund - Fund 740
FY2024 Capital Projects

Status	Project number	Project Description	Source - Grants (approved)	Source - Loans/ Bond Proceeds (approved)	Source - Working Capital	Source - Other source	Source - Contingent Grants	Source - Contingent Loans/Bonding	Source - Contingent Other	Source- Total authorized (approved + contingent)
Authorized/in progress	90847	Expansion of Biosolids	-	-	500,000	-	-	-	-	500,000
Authorized/in progress	90865	Transfer Station Building	-	-	80,000	-	-	-	-	80,000
Authorized/in progress	90871	Kimsham Landfill Drainage Compliance	-	-	100,000	-	-	-	-	100,000
Authorized/in progress	90899	Scrap Yard Electrical	-	-	8,000	-	-	-	-	8,000
Authorized/in progress	90900	Scrap Yard / Impound Fence	-	-	15,000	-	-	-	-	15,000
Authorized/in progress	90920	Scrap Yard Tank Circular Concrete Structure Repairs	-	-	8,500	-	-	-	-	8,500
Authorized/in progress	90953	Recycling Loading Dock Repair	-	-	15,000	-	-	-	-	15,000
Authorized/in progress	90963	Solid Waste Compactor	-	2,790,000	155,000	210,000	-	-	-	3,155,000
Authorized/in progress Total			-	2,790,000	881,500	210,000	-	-	-	3,881,500
New FY24	90847	Expansion of Biosolids	-	-	1,030,000	-	-	-	-	1,030,000
New FY24	90900	Scrap Yard / Impound Fence	-	-	35,000	-	-	-	-	35,000
New FY24	TBD	Granite Creek Biosolids Pit - Access Bridge Replacement Study	-	-	250,000	-	-	-	-	250,000
New FY24 Total			-	-	1,315,000	-	-	-	-	1,315,000
Grand Total			-	2,790,000	2,196,500	210,000	-	-	-	5,196,500

Harbor Fund - Fund 740
FY2024 Capital Projects

Status	Project number	Project Description	Source -							Source- Total authorized (approved + contingent)
			Source - Grants (approved)	Loans/ Bond Proceeds (approved)	Source - Working Capital	Source - Other source	Source - Contingent Grants	Source - Contingent Loans/Bonding	Source - Contingent Other	
Authorized/in progress	90798	Eliason Harbor Electrical Upgrades	-	-	5,144,772	-	-	-	-	5,144,772
Authorized/in progress	90810	Sealing Cove Harbor Maintenance Repairs	-	-	15,000	-	-	-	-	15,000
Authorized/in progress	90922	Crescent Harbor High Load Dock Project	-	-	1,212,000	-	-	-	-	1,212,000
Authorized/in progress	90955	Harbor Master Plan/Condition Assessment	-	-	100,000	-	-	-	-	100,000
Authorized/in progress	90956	Harbor Parking Lot Repairs	-	-	75,000	-	-	-	-	75,000
Authorized/in progress	90957	Sealing Cove Lift Station	-	-	20,000	-	-	-	-	20,000
Authorized/in progress	90985	Crescent Harbor Finger Float Repairs	-	-	15,000	-	-	-	-	15,000
Authorized/in progress	90986	Crescent Harbor Tender Float Repairs	-	-	35,000	-	-	-	-	35,000
Authorized/in progress	90987	MSC Anode Replacement Phase 1	-	-	50,000	-	-	-	-	50,000
Authorized/in progress	90988	Sealing Cove Harbor Cameras	-	-	30,000	-	-	-	-	30,000
Authorized/in progress	90984	ANB Security Camera Replacement	-	-	10,000	-	-	-	-	10,000
Authorized/in progress	90991	Crescent Harbor Vandalism Repair	-	-	250,000	-	-	-	-	250,000
Authorized/in progress	90993	MSC Bulkhead Repairs	-	-	1,050,000	1,050,000	7,842,488	-	-	9,942,488
Authorized/in progress Total			-	-	8,006,772	1,050,000	7,842,488	-	-	16,899,260
New FY24	90955	Harbor Master Plan/Condition Assessment	-	-	150,000	-	-	-	-	150,000
New FY24	TBD	Eliason Harbor Restroom and Shower Repair	-	-	50,000	-	-	-	-	50,000
New FY24 Total			-	-	200,000	-	-	-	-	200,000
Grand Total			-	-	8,206,772	1,050,000	7,842,488	-	-	17,099,260

Airport Fund - Fund 760
FY2024 Capital Projects

Status	Project number	Project Description	Source -						Source- Total authorized (approved + contingent)	
			Source - Grants (approved)	Loans/ Bond Proceeds (approved)	Source - Working Capital	Source - Other source	Source - Contingent Grants	Source - Contingent Loans/Bonding		Source - Contingent Other
Authorized/in progress	90835	SIT Airport Terminal Improvements	5,539,629	4,000,000	-	264,468	21,147,719	-	-	30,951,816
Authorized/in progress	90873	Heat Pumps for Hold Room	-	-	46,000	-	-	-	-	46,000
Authorized/in progress	90879	Seaplane Base	4,050,695	-	106,176	-	11,949,305	-	-	16,106,176
Authorized/in progress	90879	Seaplane base	-	-	2,175,000	-	-	-	-	2,175,000
Authorized/in progress	90924	Exterior Painting-Front and South sides	-	-	100,000	-	-	-	-	100,000
Authorized/in progress Total			9,590,324	4,000,000	2,427,176	264,468	33,097,024	-	-	49,378,992
New FY24	90835	SIT Airport Terminal Improvements	-	-	-	-	13,852,281	-	-	13,852,281
New FY24	90879	Seaplane base	-	-	-	-	9,883,495	-	-	9,883,495
New FY24 Total			-	-	-	-	23,735,776	-	-	23,735,776
Grand Total			9,590,324	4,000,000	2,427,176	264,468	56,832,800	-	-	73,114,768

MSC Fund - Fund 770
FY2024 Capital Projects

Status	Project number	Project Description	Source -							Source- Total authorized (approved + contingent)
			Source - Grants (approved)	Loans/ Bond Proceeds (approved)	Source - Working Capital	Source - Other source	Source - Contingent Grants	Source - Contingent Loans/Bonding	Source - Contingent Other	
Authorized/in progress	90905	MSC Bulkhead Condition Assessment	-	-	80,000	-	-	-	-	80,000
Authorized/in progress	90926	Arctic Door Replacement Egress	-	-	10,000	-	-	-	-	10,000
Authorized/in progress	90928	Freezer Vestibule Entry Curtains	-	-	10,000	-	-	-	-	10,000
Authorized/in progress	90930	Replace Loading Dock Bumper	-	-	15,000	-	-	-	-	15,000
Authorized/in progress	90959	MSC overhead doors	-	-	15,000	-	-	-	-	15,000
Authorized/in progress	90995	MSC Pre-shutdown Condition Assessment	-	-	35,000	-	-	-	-	35,000
Authorized/in progress Total			-	-	165,000	-	-	-	-	165,000
New FY24	90959	MSC overhead doors	-	-	15,000	-	-	-	-	15,000
New FY24	90995	MSC Pre-shutdown Condition Assessment	-	-	150,000	-	-	-	-	150,000
New FY24 Total			-	-	165,000	-	-	-	-	165,000
Grand Total			-	-	330,000	-	-	-	-	330,000

GPIP Fund - Fund 780
 FY2024 Capital Projects

Status	Project number	Project Description	Source - Grants (approved)	Source - Loans/ Bond Proceeds (approved)	Source - Working Capital	Source - Other source	Source - Contingent Grants	Source - Contingent Loans/Bonding	Source - Contingent Other	Source- Total authorized (approved + contingent)
Authorized/in progress	80273	Site Improvements	-	-	232,185	-	-	-	-	232,185
Authorized/in progress	90875	GPIP Wash down pad	-	-	20,000	-	-	-	-	20,000
Authorized/in progress	90960	Geotech assessment of APC landfill sites	-	-	-	270,000	-	-	-	270,000
Authorized/in progress	90938	GPIP Potable Water	-	-	25,000	-	-	-	-	25,000
Authorized/in progress	90931	Marine Vessel Haul Out and Shipyard	-	-	8,281,040	-	-	-	-	8,281,040
Authorized/in progress Total			-	-	8,558,225	270,000	-	-	-	8,828,225
Grand Total			-	-	8,558,225	270,000	-	-	-	8,828,225

LONG-TERM INFRASTRUCTURE SINKING FUND
AND
ESTIMATED/PROJECTED ANNUAL INFRASTRUCTURE
MAINTENANCE AND REPLACEMENT COST
FOR THE NEXT TWENTY YEARS.

Ordinance 2012-30 was established October 9, 2012
Balance as of March 31, 2023
\$5,085,800

CITY AND BOROUGH OF SITKA

ORDINANCE NO. 2012-30

AN ORDINANCE OF THE CITY AND BOROUGH OF SITKA, ALASKA ADDING A NEW CHAPTER 4.44 TO THE SITKA GENERAL CODE ESTABLISHING REQUIRED LEVELS OF CASH TO BE MAINTAINED AND A NEW CHAPTER 4.45 TO THE SITKA GENERAL CODE ESTABLISHING A LONG TERM PUBLIC INFRASTRUCTURE SINKING FUND FOR THE OF REPAIR AND REPLACEMENT OF GENERAL FUND MUNICIPAL BUILDINGS, STREETS, SIDEWALKS, PARKING LOTS, AND PARKS

BE IT ENACTED by the Assembly of the City and Borough of Sitka, Alaska as follows:

1. **CLASSIFICATION.** This ordinance is of a permanent nature and is intended to become a part of the Sitka General Code.
2. **SEVERABILITY.** If any provision of this ordinance or any application to any person or circumstance is held invalid, the remainder of this ordinance and application to any person or circumstances shall not be affected.
3. **PURPOSE.** The purposes of this ordinance are to codify requirements to maintain minimum levels of cash within the General Fund, and, to establish a sinking fund for the repair and replacement of General Fund municipal buildings, streets, sidewalks, parking lots, and parks its subsequent use for such restricted purposes.
4. **ENACTMENT.** The Assembly of the City and Borough of Sitka hereby adds Chapter 4.44 and 4.45 to the Sitka General Code.

Chapter 4.44 REQUIRED LEVELS OF CASH TO BE MAINTAINED IN THE GENERAL FUND

* * *

4.44.01 Required Levels of Cash On Hand. The General Fund of the City and Borough of Sitka shall be required to maintain a minimum level of cash and cash equivalents in order to provide for adequate cash flow management and liquidity for the Municipality.

A. The minimum level of cash and cash equivalents to be maintained shall be equal to the total of all budgeted expenditure for the General Fund for the current fiscal year, divided by 4. Transfers from the General Fund balance shall not be considered expenditure for the purposes of this calculation.

B. For purposes of this Chapter, cash and cash equivalents shall be defined as cash held in demand deposits, overnight repurchase agreements as defined by SGC 4.28.060 4, money market mutual funds as defined by SGC 4.28.060 5, certificates of deposit as defined by SGC 4.28.060 2, and local government investment pools per SGC 4.28.060 6.

4.44.02 Restriction of General Fund Balance. A portion of the General Fund balance equal to the total of all budgeted expenditures for the General Fund for the current fiscal year, divided by 4, (transfers from the General Fund balance shall not be considered expenditure for the purposes of this calculation), shall be restricted as to its use in order to provide for required liquidity of the Municipality and not available for appropriation without a super majority of the Assembly voting in approval. An additional amount of \$2,000,000 shall be restricted as to its use in order to provide funds for responding to an emergency and not available for appropriation without a super majority of the Assembly voting in approval.

Chapter 4.45

LONG TERM INFRASTRUCTURE SINKING FUND FOR THE REPAIR AND REPLACEMENT OF GENERAL FUND MUNICIPAL BUILDINGS, STREETS, SIDEWALKS, PARKING LOTS, AND PARKS

* * *

4.45.01 Establishment of the Public Infrastructure Sinking Fund. There shall hereby be created, within the fund structure of the City and Borough of Sitka, a sinking fund for the repair and replacement of General Fund municipal buildings, streets, sidewalks, parking lots, and parks to be hereafter called the Public Infrastructure Sinking Fund.

4.45.02 Determination of the Required Balance of the Public Infrastructure Sinking Fund. Within 90 days after the start of each fiscal year, the Administrator shall prepare an analysis of the General Fund Balance with an accompanying recommendation as to an amount of the General Fund Balance available for potential transfer to the Public Infrastructure Sinking Fund. This analysis shall first take into account any portions of the General Fund restricted by Section 4.44 of the Sitka General Code before recommending any further amounts for potential transfer to the Public Infrastructure Sinking Fund.


4.45.03 Assembly Action. Within 60 days after presentation of the annual analysis by the Administrator, the amount determined by the Administrator shall automatically be transferred to the Public Infrastructure Sinking Fund, unless a super majority of the Assembly votes to change the recommended amount.

4.45.04 Use of the Sinking Fund. The Assembly shall annually appropriate an amount from the Public Infrastructure Sinking Fund to be used exclusively for the repair and replacement of General Fund municipal buildings, streets, sidewalks, parking lots, and parks as recommended by the Administrator in his annual budget.

4.45.05 Emergency Transfer of the Sinking Fund. The Assembly shall have the authority to transfer any portion of the Public Infrastructure Sinking Fund to the General Fund in the case of an emergency threatening public health, safety, or welfare which requires use of public funds. Such a transfer shall require an approval of a super majority of the Assembly.

EFFECTIVE DATE. This ordinance shall become effective the day after the date of passage.

PASSED, APPROVED, AND ADOPTED by the Assembly of the City and Borough of Sitka, Alaska this 9th day of October, 2012.




Cheryl Westover, Mayor

ATTEST:



Colleen Ingman, MMC
Municipal Clerk



GENERAL FUND

DRAFT
FISCAL YEAR 2024

OPERATING BUDGET

GENERAL FUND - SUMMARY BY ORGANIZATION

	2020 Actual Amount	2021 Actual Amount	2022 Actual Amount	2023 Amended Budget	2023 Projected Amount	2024 Budget
Fund: 100 General Fund						
Revenue						
100-300-301 - Property Tax	6,852,247	7,242,612	7,204,372	7,321,141	7,241,760	7,354,000
100-300-302 - Sales Tax	12,139,374	13,115,998	16,358,438	15,668,226	19,025,202	19,594,150
100-300-310 - State Revenue	960,286	935,595	989,809	1,065,985	1,316,225	1,037,000
100-300-315 - Federal Revenue	1,712,269	4,063,471	3,490,453	2,285,072	3,466,133	1,432,000
100-300-320 - Licenses & Permits	123,353	170,554	205,285	195,300	165,808	212,700
100-300-330 - Services	1,053,160	988,571	1,081,437	1,514,900	1,136,483	1,350,200
100-300-340 - Operating Revenue	614,974	337,763	322,150	417,000	264,693	700,000
100-300-360 - Uses of Prop & Investment	1,330,114	1,145,794	951,588	973,000	1,103,277	868,500
100-300-370 - Interfund Billings	2,663,479	2,705,560	2,784,694	2,861,120	2,861,120	2,902,413
100-300-380 - Miscellaneous	132,571	1,156,022	250,826	139,700	254,066	80,000
100-300-390 - Cash Basis Receipts	<u>2,094,844</u>	<u>1,591,364</u>	<u>1,660,244</u>	<u>5,104,041</u>	<u>5,104,041</u>	<u>7,086,826</u>
Revenue Totals	\$ 29,676,670.64	\$ 33,453,303.85	\$ 35,299,294.90	\$ 37,545,485.00	\$ 41,938,808.48	\$ 42,617,789.00
Expenditures						
100-500-001 - Administrative, Administrator & Assembly	737,141	947,471	1,069,193	1,478,230	1,234,490	1,595,213
100-500-002 - Attorney	511,063	378,701	399,131	489,156	422,578	476,661
100-500-003 - Municipal Clerk	430,351	420,812	504,339	553,501	565,791	667,768
100-500-004 - Finance	1,916,507	2,165,907	2,380,207	2,747,440	2,728,965	2,990,538
100-500-005 - Assessing	402,258	414,721	388,838	444,017	435,821	499,600
100-500-006 - Planning & Community Development	240,930	263,257	267,549	581,534	366,443	1,017,098
100-500-007 - General Office	556,224	636,686	701,598	772,980	722,544	810,121
100-500-008 - Other Expenditures	316,097	273,233	327,907	370,200	303,954	405,000
100-520-021-800 - Police	4,003,054	4,589,549	4,381,739	5,353,647	4,442,829	5,815,358
100-520-022-800 - Fire Protection	1,795,463	1,716,812	1,855,967	2,208,566	2,256,815	2,434,715
100-520-023 - Ambulance	302,939	309,393	327,307	476,711	406,625	442,550
100-520-024 - Search and Rescue	25,958	28,563	21,260	39,426	25,546	37,027
100-530-031 - Public Works Administration	630,695	698,618	882,966	965,586	1,098,590	843,931
100-530-032-800 - Engineering	876,846	559,726	647,512	682,536	595,826	1,165,841
100-530-033-800 - Streets	1,368,547	1,162,117	1,324,154	1,781,959	1,635,058	2,063,294

GENERAL FUND - SUMMARY BY ORGANIZATION

	2020 Actual Amount	2021 Actual Amount	2022 Actual Amount	2023 Amended Budget	2023 Projected Amount	2024 Budget
100-530-034-800 - Recreation	614,666	661,753	795,763	1,222,043	1,011,335	1,035,303
100-530-035-800 - Building Officials	269,410	287,046	306,694	457,916	375,072	515,732
100-540-041 - Library	878,567	1,002,117	1,076,431	1,272,486	1,270,428	1,372,237
100-540-043 - Centennial Building	699,948	667,806	787,137	1,055,495	960,677	1,016,251
100-540-047 - Senior Citizens	62,209	86,145	84,109	78,002	83,372	69,965
100-545-050 - Contingency	89,363	87,154	-	-	-	-
100-550-650-951 - Debt Payments	30,147	28,608	27,071	39,666	39,666	25,199
100-550-660-952 - Support Payments	7,511,994	7,581,312	8,364,200	8,818,868	8,818,868	8,527,498
100-550-670 - Fixed Assets	278,390	127,965	5,799	69,000	22,770	52,000
100-550-680 - Transfer to Other Funds	3,768,581	4,117,709	8,421,990	8,538,943	8,538,943	8,721,249
100-550-690 - Other Financing Sources	-	-	-	-	-	-
Expenditure Totals	<u>\$ 28,317,349.40</u>	<u>\$ 29,213,181.34</u>	<u>\$ 35,348,859.74</u>	<u>\$ 40,497,907.04</u>	<u>\$ 38,363,005.34</u>	<u>\$ 42,600,147.82</u>
Fund Total: General Fund	<u>\$ 1,359,321.24</u>	<u>\$ 4,240,122.51</u>	<u>\$ (49,564.84)</u>	<u>\$ (2,952,422.04)</u>	<u>\$ 3,575,803.14</u>	<u>\$ 17,641.18</u>

City of Sitka General Fund

Fund: 100 General Fund	2020 Actual Amount	2021 Actual Amount	2022 Actual Amount	2023 Amended Budget	2024 Budget
Revenue					
<u>301 - Property Tax</u>					
3011 001 - Property Tax Levy	7,170,827	7,553,190	7,550,836	7,681,193	7,775,000
3011 002 - Auto Tax	76,607	81,529	89,366	80,000	80,000
3011 003 - Boat Tax	-	-	-	-	-
3011 004 - Penalty and Interest	79,028	77,073	65,892	75,000	70,000
3011 006 - Taxes Paid Voluntarily	45,690	48,189	44,139	45,000	60,000
3012 000 - Less Sr Citizen Exemption	(519,905)	(517,369)	(545,860)	(560,052)	(631,000)
301 - Property Tax Totals	\$ 6,852,247.15	\$ 7,242,611.92	\$ 7,204,372.35	\$ 7,321,141.00	\$ 7,354,000.00
<u>302 - Sales Tax</u>					
3021 001 - 1st Qtr Calendar Yr Sales	1,852,582	2,213,417	2,472,940	2,550,911	2,624,000
3021 002 - 2nd Qtr Calendar Yr Sales	2,668,020	4,349,786	5,616,410	4,682,930	5,958,000
3021 003 - 3rd Qtr Calendar Yr Sales	5,287,676	4,018,430	5,305,363	5,692,652	7,575,000
3021 004 - 4th Qtr Calendar Yr Sales	2,040,256	2,181,036	2,587,202	2,454,733	3,080,000
3021 005 - Previous Quarters Tax	122,361	171,233	115,269	122,000	120,000
3021 006 - Penalty & Interest	70,568	97,436	144,291	55,000	125,000
3021 007 - Discount	(9,122)	(13,033)	(14,100)	(10,000)	(15,000)
3021 008 - Home Construction Refund	-	(10,938)	(1,087)	(5,000)	(5,000)
3021 009 - Other Sales Tax Revenue	9,063	-	-	-	-
3021 010 - Fish Box Tax	97,970	108,630	132,150	125,000	132,150
302 - Sales Tax Totals	\$ 12,139,373.94	\$ 13,115,997.58	\$ 16,358,437.54	\$ 15,668,226.00	\$ 19,594,150.00

City of Sitka General Fund

Fund: 100 General Fund	2020 Actual Amount	2021 Actual Amount	2022 Actual Amount	2023 Amended Budget	2024 Budget
310 - State Revenue					
3101 003 - Revenue Sharing	497,524	377,870	411,663	530,000	500,000
3101 005 - Grant Revenue	-	-	-	-	-
3101 007 - Liquor Licenses	25,275	19,550	27,275	20,000	25,000
3101 012 - Public Library Assistance	7,000	7,000	7,000	7,000	7,000
3101 016 - Miscellaneous	11,575	4,796	-	5,000	5,000
3101 017 - PERS Relief	418,563	526,379	543,871	503,985	500,000
3101 019 - SAR reimbursement	349	-	-	-	-
3101 030 - Grant Revenue Pass Thru	-	-	-	-	-
310 - State Revenue Totals	\$ 960,285.89	\$ 935,594.60	\$ 989,808.94	\$ 1,065,985.00	\$ 1,037,000.00
315 - Federal Revenue					
3151 001 - Stumpage	458,071	417,175	647,308	500,000	533,000
3151 002 - Payment in Lieu of Taxes	796,501	807,410	877,397	700,000	799,000
3151 003 - Grant Revenue	457,696	2,014,053	109,585	60,000	100,000
3151 006 - Federal Relief Funding	-	824,833	1,856,163	1,025,072	-
3161 001 - COPS grants	-	-	-	-	-
315 - Federal Revenue Totals	\$ 1,712,268.79	\$ 4,063,470.74	\$ 3,490,452.54	\$ 2,285,072.00	\$ 1,432,000.00
320 - Licenses & Permits					
3201 001 - Building Permits	102,438	154,359	169,947	162,750	150,000
3201 002 - Planning & Zoning Permits	3,450	2,979	5,856	6,000	5,000
3201 003 - Parking Permits	235	865	3,045	1,000	3,000
3201 004 - Public Vehicle/Drivers	2,225	3,460	5,705	4,000	5,700
3201 006 - Animal Licenses	1,719	983	959	1,200	1,000
3201 007 - Itinerant Business Licens	49	25	55	-	-
3201 008 - Miscellaneous	300	100	680	250	500
3201 010 - Fire Marshall Fees	-	-	100	-	-
3201 011 - Park & Rec. Fees	12,088	5,783	13,619	10,100	15,000
3201 012 - Centennial Permit Fees	850	2,000	5,320	10,000	32,500
320 - Licenses & Permits Totals	\$ 123,353.48	\$ 170,553.96	\$ 205,284.99	\$ 195,300.00	\$ 212,700.00
330 - Services					
3301 002 - Police Contracts	-	-	-	-	-
3301 003 - Jail Contracts	391,194	391,194	391,194	391,200	391,200
3301 004 - DWI Jail Time Fees	-	-	-	-	-

City of Sitka General Fund

Fund: 100 General Fund	2020 Actual Amount	2021 Actual Amount	2022 Actual Amount	2023 Amended Budget	2024 Budget
3301 005 - Jail-Detox	330	-	-	-	-
3301 006 - Impound/Storage Fees	3,645	11,485	8,974	15,000	10,000
3301 007 - Police Other	11,010	(5,759)	5,372	4,000	8,000
3301 010 - E911 Surcharge	176,299	171,856	167,347	175,000	180,000
3302 000 - Police Medical Billings	5,406	450	-	-	-
3303 000 - Public Defender Fees	-	-	-	-	-
3321 001 - Ambulance Fees	457,302	413,941	501,436	915,000	700,000
3321 002 - Fire Dept Other	-	-	-	-	-
3331 001 - Library	7,126	380	2,915	10,500	5,000
3331 002 - Library Lost Book Replace	848	336	1,193	1,200	1,000
3331 003 - Library-Other	-	-	-	-	-
3331 004 - Library-Network	-	4,688	3,006	3,000	5,000
3333 000 - Sitka Builders Seminar	-	-	-	-	-
3334 000 - Community Recreation Program	-	-	-	-	50,000
3351 000 - Legal Fees	-	-	-	-	-
330 - Services Totals	\$ 1,053,159.76	\$ 988,570.80	\$ 1,081,436.57	\$ 1,514,900.00	\$ 1,350,200.00
<u>340 - Operating Revenue</u>					
3454 000 - Concessions	697	-	-	-	-
3491 000 - Jobbing-Labor	610,557	337,249	322,150	415,000	700,000
3492 000 - Jobbing-Materials/Parts	-	430	-	1,000	-
3493 000 - Jobbing-Equipment	3,721	84	-	1,000	-
340 - Operating Revenue Totals	\$ 614,974.08	\$ 337,763.05	\$ 322,150.15	\$ 417,000.00	\$ 700,000.00
<u>360 - Uses of Property & Investments</u>					
3601 000 - Rent - Land	243,509	226,263	256,957	320,000	325,000
3602 000 - Rent - Building	9,600	10,400	10,000	10,000	5,000
3603 000 - Rent-Centennial Building	100,603	35,709	83,650	150,000	85,000
3604 000 - Rent-Senior Center	312	-	-	-	-
3606 000 - Rent-Tom Young Cabin	10,218	10,980	10,816	11,000	10,500
3610 000 - Interest Income	485,055	283,039	262,161	300,000	300,000
3615 000 - Gain(Loss)on Investments	299,664	388,258	94,440	-	-
3620 000 - Sale of Fixed Assets	-	25,327	1	-	-
3621 000 - Cost of Fixed Assets Sold	-	-	33,010	-	-
3635 000 - Gravel & Rock Royalties	22,661	63,238	46,624	50,000	20,000
3636 000 - Waste Area Royalties	-	-	32,693	-	-
3640 000 - Library-Special Sales	1,046	806	3,815	2,000	3,000

City of Sitka General Fund

Fund: 100 General Fund	2020 Actual Amount	2021 Actual Amount	2022 Actual Amount	2023 Amended Budget	2024 Budget
3650 000 - City/St Bldg Cost Reimbur	157,445	101,775	117,421	130,000	120,000
360 - Uses of Property & Investments Totals	\$ 1,330,113.73	\$ 1,145,794.41	\$ 951,588.23	\$ 973,000.00	\$ 868,500.00
<u>370 - Interfund Billings</u>					
3701 152 - Interfund Bill NARCO	-	-	-	-	-
3701 200 - Electric Interfund Bill	865,541	888,247	944,703	1,002,440	1,048,324
3701 210 - Water Interfund Bill	313,204	304,247	303,905	253,507	264,765
3701 220 - WWater Interfund Bill	386,493	426,092	386,583	360,880	358,020
3701 230 - SWste Interfund Bill	382,347	381,828	418,737	398,721	408,508
3701 240 - Harbor Interfund Bill	293,329	287,624	316,400	328,364	312,287
3701 250 - Air Term Interfund Bill	98,343	91,065	82,854	91,438	101,035
3701 260 - MSC Interfund Bill	17,044	19,418	21,214	24,002	24,435
3701 270 - SMC Interfund Bill	62,738	59,944	65,185	89,246	79,194
3701 300 - MIS Interfund Bill	90,295	84,175	92,407	156,860	147,449
3701 310 - Garage Interfund Billing	79,326	83,312	77,547	70,752	73,185
3701 320 - Maint Fund Interfund Bill	74,819	79,608	75,159	84,910	85,211
370 - Interfund Billings Totals	\$ 2,663,478.96	\$ 2,705,560.08	\$ 2,784,693.72	\$ 2,861,120.00	\$ 2,902,413.00
<u>380 - Miscellaneous Revenue</u>					
3801 000 - Fines and Forfeits	55,230	45,401	207,799	57,000	25,000
3804 000 - Return Check Fee (NSF)	500	275	325	500	500
3805 000 - Cash, (Short)/Long	(29)	(43)	(100)	-	-
3806 000 - Coffee Revenue-Cent Bldg	-	-	-	-	-
3807 000 - Miscellaneous	13,730	39,315	7,541	20,000	20,000
3807 100 - Miscellaneous Grant Revenue	250	3,000	3,000	-	-
3808 000 - Salary Reimbursement	788	275	150	200	-
3809 000 - Donations	1,150	1,004,000	58	5,000	500
3809 001 - Donation - Parks and Recreation	10,000	-	-	-	-
3810 000 - Cops Grant Donations	-	-	-	-	-
3811 000 - Property Damage Reimburse	-	10,145	2,375	-	-
3820 000 - Bad Debt Collected	5,092	2,833	4,487	5,000	9,000
3850 000 - Pcard Rebate	45,860	50,821	25,191	52,000	25,000
380 - Miscellaneous Revenue Totals	\$ 132,570.57	\$ 1,156,022.31	\$ 250,826.17	\$ 139,700.00	\$ 80,000.00

City of Sitka General Fund

Fund: 100 General Fund	2020 Actual Amount	2021 Actual Amount	2022 Actual Amount	2023 Amended Budget	2024 Budget
390 - Cash Basis Receipts					
3950 000 - Interfund Transfers In	200,000	1,210	8,509	-	-
3950 193 - Transfer In Utility Subsidization Fnd	-	-	-	-	-
3950 194 - Transfer In Comm Pass Tax	559	-	341,086	766,802	576,940
3950 195 - Transfer In Visitor Enhancement Fnd	80,000	-	-	-	-
3950 240 - Transfer In Harbor	-	-	-	-	-
3950 310 - Transfer In from 310	-	-	-	-	-
3950 320 - Transfer In Bldg Maint	-	-	-	-	-
3950 400 - Transfer In Permanent Fd	1,447,500	1,213,716	1,145,554	1,193,739	1,110,886
3950 410 - Transfer In Revolving Fnd	21,523	14,086	9,544	15,000	15,000
3950 420 - Transfer In Guarantee Fnd	5,263	3,423	2,314	3,500	4,000
3950 540 - Transfer in from fund 540	-	-	-	-	-
3950 700 - Transfer In Cap Proj Fund	-	358,930	153,236	-	-
3950 705 - Transfer In Benchlands	-	-	-	-	330,000
3950-708 - Transfer in from fund 708	340,000.00	-	-	3,125,000.00	5,050,000
390 - Cash Basis Receipts Totals	\$ 2,094,844.29	\$ 1,591,364.40	\$ 1,660,243.70	\$ 5,104,041.00	\$ 7,086,826.00
Revenue Totals	\$ 29,676,670.64	\$ 33,453,303.85	\$ 35,299,294.90	\$ 37,545,485.00	\$ 42,617,789.00

City of Sitka General Fund

Fund: 100 General Fund	2020 Actual Amount	2021 Actual Amount	2022 Actual Amount	2023 Amended Budget	2024 Budget
Expenditures					
<u>400 - Salaries and Wages</u>					
5110 001 - Regular Salaries/Wages	4,914,941	5,142,608	5,376,015	8,055,458	8,525,974
5110 002 - Holidays	238,775	259,590	279,212	-	-
5110 003 - Sick Leave	154,233	156,209	201,333	-	-
5110 004 - Overtime	423,980	359,531	404,075	405,862	407,862
5110 010 - Temp Wages	733,703	653,985	643,516	517,708	650,708
400 - Salaries and Wages Totals	\$ 6,465,631.49	\$ 6,571,923.17	\$ 6,904,151.43	\$ 8,979,028.17	\$ 9,584,543.88
<u>450 - Fringe Benefits</u>					
5120 001 - Annual Leave	510,533	481,073	612,377	331,161	347,647
5120 002 - SBS	429,267	429,546	459,060	562,571	600,665
5120 003 - Medicare	100,500	102,223	109,276	135,046	144,042
5120 004 - PERS	1,754,928	1,306,955	1,473,516	1,797,470	1,965,443
5120 005 - Health Insurance	1,428,200	1,905,851	1,920,273	2,714,148	2,944,206
5120 006 - Life Insurance	990	1,004	993	994	909
5120 007 - Workmen's Compensation	218,051	166,202	167,539	210,829	216,175
5120 008 - Unemployment	2,760	12,459	-	-	-
5120 011 - PERS on Behalf	-	526,373	543,871	503,985	556,707
450 - Fringe Benefits Totals	\$ 4,445,229.48	\$ 4,931,685.60	\$ 5,286,905.33	\$ 6,256,204.52	\$ 6,775,793.94
<u>500 - Operating Expenses</u>					
5201 000 - Training and Travel	117,993	93,081	161,444	298,945	388,375
5202 000 - Uniforms	29,556	33,677	32,992	39,750	42,450
5203 000 - Utilities	54,258	60,731	57,000	60,000	66,000
5203 001 - Electric	408,121	428,164	453,492	433,000	486,000
5203 005 - Heating Fuel	23,584	19,365	37,296	15,000	40,000
5203 006 - Interruptable electric	28,735	16,143	34,021	25,000	30,000
5204 000 - Telephone	82,759	75,895	85,379	74,926	76,066
5204 001 - Cell Phone Stipend	6,137	8,524	8,963	14,700	17,520
5205 000 - Insurance	314,257	442,529	447,134	493,110	495,140
5206 000 - Supplies	493,252	419,374	489,095	852,294	651,885
5207 000 - Repairs & Maintenance	27,454	31,500	31,815	89,889	99,900
5208 000 - Bldg Repair & Maint	452,667	534,546	544,711	655,287	713,874
5211 000 - Data Processing Fees	1,150,655	1,186,772	1,060,124	1,151,394	1,456,108
5211 001 - Information Technology Special	45,000	-	-	-	-
5212 000 - Contracted/Purchased Serv	750,868	844,732	1,179,412	1,464,563	1,668,225

City of Sitka General Fund

Fund: 100 General Fund	2020 Actual Amount	2021 Actual Amount	2022 Actual Amount	2023 Amended Budget	2024 Budget
5212 001 - Sitka Historical Contract	97,200	97,200	97,200	97,200	100,000
5212 002 - SEDA Contract	63,000	63,000	47,250	63,000	70,000
5214 000 - Interdepartment Services	26,300	3,285	(66,244)	-	-
5221 000 - Transportation/Vehicles	859,728	868,512	866,561	845,038	1,379,210
5222 000 - Postage	39,375	28,315	31,714	50,700	51,900
5223 000 - Tools & Small Equipment	114,915	89,430	125,224	135,371	146,700
5224 000 - Dues & Publications	32,312	40,413	25,278	41,801	53,701
5225 000 - Legal Expenditures	158,498	20,447	30,165	91,506	50,000
5226 000 - Advertising	75,449	65,843	67,344	65,350	82,310
5227 001 - Rent-Buildings	29,732	28,350	21,782	23,904	21,550
5227 002 - Rent-Equipment	52,251	29,551	37,049	35,260	37,260
5228 000 - Donations	115,260	112,933	119,334	125,000	175,000
5228 001 - Pass through grants	40,637	-	48,273	60,000	60,000
5229 000 - Investment Expenses	84,306	77,285	24,991	85,200	100,800
5231 000 - Credit Card Expense	67,827	69,630	73,669	70,000	80,000
5240 000 - Books & Publications	53,534	57,775	44,169	75,250	75,250
5265 000 - ARSSTC Fees	189	126,188	189,729	160,000	190,800
5280 000 - Public Defender Fees	-	-	-	-	-
5288 000 - Administrator Contingency	259	253	756	3,000	3,000
5289 000 - Mayor Contingency	1,276	1,000	-	3,000	3,000
5290 000 - Other Expenses	7,432,027	7,446,327	8,295,821	8,749,013	8,479,338
5290 100 - Unanticipated Repairs	-	14,520	-	50,000	50,000
5295 000 - Interest Expense	7,837	6,299	4,761	17,355	2,888
5297 000 - Debt Admin Expense	-	-	-	-	-
500 - Operating Expenses Totals	\$ 13,337,208.49	\$ 13,441,588.94	\$ 14,707,704.59	\$ 16,514,805.35	\$ 17,444,250.00

City of Sitka General Fund

Fund: 100 General Fund	2020 Actual Amount	2021 Actual Amount	2022 Actual Amount	2023 Amended Budget	2024 Budget
<u>700 - Cash Basis Expenditures</u>					
7101 000 - Fixed Assets-Land		-	-	-	-
7106.003 - Fixed Assets - Clerk	-	-	-	-	16,000
7106.007 - Fixed Assets - General Office	-	-	-	-	36,000
7106.021 - Fixed Assets - Police	231,118	127,965	-	-	-
7106 022 - Fixed Assets-Fire Dept	47,272	-	-	-	-
7106 031 - Fixed Assets-PW Admin		-	5,799	7,000	-
7106 033 - Fixed Assets-Streets		-	-	-	-
7106 034 - Fixed Assets-Recreation		-	-	20,000	-
7106 041 - Fixed Assets - Library		-	-	24,000	-
7108.031 - Fixed Assets - Furniture - PW		-	-	18,000	-
7200 000 - Interfund Transfers Out	3,768,581	4,117,709	8,421,990	8,538,943	8,721,249
7301 000 - Note Principal Payments	22,310	22,310	22,310	22,311	22,311
7302 000 - Bond Principal Payments		-	-	-	-
7600 000 - Advances to Other Funds		-	-	-	-
700 - Cash Basis Expenditures Totals	\$ 4,069,279.94	\$ 4,267,983.63	\$ 8,450,098.39	\$ 8,630,254.00	\$ 8,795,560.00
Revenue Totals:	29,676,671	33,453,304	35,299,295	37,545,485	42,617,789
Expenditure Totals	28,317,349	29,213,181	35,348,860	40,380,292	42,600,148
Fund Total: General Fund	1,359,321	4,240,123	(49,565)	(2,834,807)	17,641



General Fund - Administrator/Assembly

Budget Year 2024

Account	Account Description	2020 Actual Amount	2021 Actual Amount	2022 Actual Amount	2023 Amended Budget	2024 Budget
Fund 100 - General Fund						
<i>Salaries and Wages</i>						
5110.001	Regular Salaries/Wages	90,712.43	185,534.88	205,118.50	294,041.30	425,903.40
5110.002	Holidays	3,496.76	5,591.16	2,164.00	.00	.00
5110.003	Sick Leave	2,379.69	4,738.20	1,984.80	.00	.00
5110.010	Temp Wages	81,350.00	30,300.00	32,350.00	27,600.00	27,600.00
<i>Salaries and Wages Totals</i>		\$177,938.88	\$226,164.24	\$241,617.30	\$321,641.30	\$453,503.40
<i>Fringe Benefits</i>						
5120.001	Annual Leave	5,498.49	10,731.59	23,773.12	16,957.00	25,591.00
5120.002	SBS	11,244.71	14,542.52	16,051.79	20,135.55	28,922.63
5120.003	Medicare	2,659.85	3,439.91	3,852.53	4,909.67	6,946.87
5120.004	PERS	28,706.91	42,624.65	49,465.19	64,689.10	93,698.80
5120.005	Health Insurance	25,386.38	51,363.29	65,977.04	89,951.40	94,724.76
5120.006	Life Insurance	10.40	23.19	28.32	35.40	50.52
5120.007	Workmen's Compensation	829.68	795.67	799.63	2,347.49	4,196.20
5120.008	Unemployment	.00	362.94	.00	.00	.00
5120.011	PERS on Behalf	.00	17,045.34	18,502.00	18,215.00	18,938.09
<i>Fringe Benefits Totals</i>		\$74,336.42	\$140,929.10	\$178,449.62	\$217,240.61	\$273,068.87
<i>Operating Expenses</i>						
5201.000	Training and Travel	18,676.54	2,677.00	23,809.24	51,017.00	79,600.00
5204.000	Telephone	4,226.87	2,612.72	1,757.27	3,000.00	2,000.00
5204.001	Cell Phone Stipend	.00	338.71	300.00	900.00	600.00
5206.000	Supplies	6,590.77	5,411.44	5,547.61	8,500.00	9,000.00
5211.000	Data Processing Fees	20,328.96	22,413.00	40,335.00	49,091.00	67,129.00
5212.000	Contracted/Purchased Serv	124,695.65	177,710.50	193,348.25	419,106.75	250,700.00
5222.000	Postage	32.76	.00	5.44	100.00	100.00
5223.000	Tools & Small Equipment	.00	5,760.13	.00	.00	.00
5224.000	Dues & Publications	15,677.15	25,740.15	8,863.91	17,765.00	17,765.00
5226.000	Advertising	10,361.99	1,373.30	1,742.60	5,000.00	5,000.00
5288.000	Administrator Contingency	259.05	252.84	755.72	3,000.00	3,000.00
5289.000	Mayor Contingency	1,276.00	1,000.00	.00	3,000.00	3,000.00
5290.000	Other Expenses	23,793.74	6,520.25	12,724.35	38,750.00	40,250.00
<i>Operating Expenses Totals</i>		\$225,919.48	\$251,810.04	\$289,189.39	\$599,229.75	\$478,144.00
Fund 100 - General Fund Totals		\$478,194.78	\$618,903.38	\$709,256.31	\$1,138,111.66	\$1,204,716.27



General Fund - Human Resources

Budget Year 2024

Account	Account Description	2020 Actual Amount	2021 Actual Amount	2022 Actual Amount	2023 Amended Budget	2024 Budget
Fund 100 - General Fund						
<i>Salaries and Wages</i>						
5110.001	Regular Salaries/Wages	72,901.76	116,102.85	101,274.84	163,973.25	168,126.40
5110.002	Holidays	2,920.93	5,384.60	3,698.04	.00	.00
5110.003	Sick Leave	2,453.62	5,327.41	2,311.69	.00	.00
5110.004	Overtime	.00	403.26	260.51	.00	.00
5110.010	Temp Wages	6,705.68	.00	.00	.00	.00
<i>Salaries and Wages Totals</i>		\$84,981.99	\$127,218.12	\$107,545.08	\$163,973.25	\$168,126.40
<i>Fringe Benefits</i>						
5120.001	Annual Leave	2,771.62	21,391.34	7,220.50	.00	.00
5120.002	SBS	5,379.31	9,122.03	7,035.14	10,051.63	10,306.13
5120.003	Medicare	1,272.43	2,157.71	1,664.10	2,377.62	2,437.83
5120.004	PERS	23,264.90	27,980.82	25,248.54	36,074.11	36,987.85
5120.005	Health Insurance	26,044.60	37,174.16	19,768.75	26,817.60	53,843.16
5120.006	Life Insurance	15.86	18.96	15.12	8.04	14.16
5120.007	Workmen's Compensation	759.16	452.82	355.93	491.74	470.62
5120.011	PERS on Behalf	.00	12,261.13	9,111.00	3,884.00	9,326.45
<i>Fringe Benefits Totals</i>		\$59,507.88	\$110,558.97	\$70,419.08	\$79,704.74	\$113,386.20
<i>Operating Expenses</i>						
5201.000	Training and Travel	5,840.00	16,255.51	9,142.39	12,900.00	17,465.00
5204.001	Cell Phone Stipend	.00	200.00	.00	300.00	300.00
5206.000	Supplies	1,978.32	1,543.55	2,651.44	5,078.00	6,100.00
5211.000	Data Processing Fees	15,093.96	12,891.96	16,548.96	17,124.00	21,381.00
5212.000	Contracted/Purchased Serv	89,521.02	53,990.25	142,635.04	56,600.00	36,569.00
5222.000	Postage	26.50	.00	.00	.00	300.00
5224.000	Dues & Publications	1,946.90	3,217.45	3,403.02	438.00	7,759.00
5226.000	Advertising	50.00	2,616.40	7,341.49	4,000.00	19,110.00
5290.000	Other Expenses	.00	75.00	250.00	.00	.00
<i>Operating Expenses Totals</i>		\$114,456.70	\$90,790.12	\$181,972.34	\$96,440.00	\$108,984.00
Fund 100 - General Fund Totals		\$258,946.57	\$328,567.21	\$359,936.50	\$340,117.99	\$390,496.60
Net Grand Totals		\$258,946.57	\$328,567.21	\$359,936.50	\$340,117.99	\$390,496.60



General Fund - Legal

Budget Year 2024

Account	Account Description	2020 Actual Amount	2021 Actual Amount	2022 Actual Amount	2023 Amended Budget	2024 Budget
Fund 100 - General Fund						
<i>Salaries and Wages</i>						
5110.001	Regular Salaries/Wages	167,748.49	189,169.67	174,345.24	227,140.47	241,079.80
5110.002	Holidays	8,286.16	8,438.49	9,750.92	.00	.00
5110.003	Sick Leave	6,427.49	8,962.44	14,962.29	.00	.00
<i>Salaries and Wages Totals</i>		\$182,462.14	\$206,570.60	\$199,058.45	\$227,140.47	\$241,079.80
<i>Fringe Benefits</i>						
5120.001	Annual Leave	28,886.93	9,184.06	21,952.20	11,602.00	12,176.00
5120.002	SBS	12,593.68	11,965.89	12,673.04	13,586.81	14,647.82
5120.003	Medicare	3,086.32	3,141.47	3,213.35	3,461.77	3,672.21
5120.004	PERS	57,706.45	45,404.91	48,622.20	49,971.04	53,037.65
5120.005	Health Insurance	35,752.60	44,696.77	45,278.68	49,389.36	54,804.36
5120.006	Life Insurance	22.20	22.20	21.24	22.20	19.32
5120.007	Workmen's Compensation	915.43	736.59	753.48	772.30	819.54
5120.011	PERS on Behalf	.00	17,800.99	17,546.00	16,005.00	17,960.48
<i>Fringe Benefits Totals</i>		\$138,963.61	\$132,952.88	\$150,060.19	\$144,810.48	\$157,137.38
<i>Operating Expenses</i>						
5201.000	Training and Travel	1,092.52	115.00	1,178.06	6,400.00	4,500.00
5204.000	Telephone	398.88	323.21	278.88	400.00	288.00
5204.001	Cell Phone Stipend	600.00	600.00	600.00	600.00	600.00
5206.000	Supplies	442.59	993.98	566.49	500.00	1,000.00
5211.000	Data Processing Fees	15,093.96	15,723.00	16,548.96	17,124.00	21,381.00
5221.000	Transportation/Vehicles	900.00	300.00	.00	.00	.00
5224.000	Dues & Publications	675.00	675.00	675.00	675.00	675.00
5225.000	Legal Expenditures	158,468.29	20,446.87	30,164.95	91,505.68	50,000.00
5290.000	Other Expenses	11,965.76	.00	.00	.00	.00
<i>Operating Expenses Totals</i>		\$189,637.00	\$39,177.06	\$50,012.34	\$117,204.68	\$78,444.00
Fund 100 - General Fund Totals		\$511,062.75	\$378,700.54	\$399,130.98	\$489,155.63	\$476,661.18
Net Grand Totals		\$511,062.75	\$378,700.54	\$399,130.98	\$489,155.63	\$476,661.18



General Fund - Clerk

Budget Year 2024

Account	Account Description	2020 Actual Amount	2021 Actual Amount	2022 Actual Amount	2023 Amended Budget	2024 Budget
Fund 100 - General Fund						
<i>Salaries and Wages</i>						
5110.001	Regular Salaries/Wages	146,617.89	151,256.24	201,620.32	224,470.44	238,258.80
5110.002	Holidays	1,869.88	1,571.60	1,727.72	.00	.00
5110.003	Sick Leave	741.60	1,028.80	2,123.28	.00	.00
5110.010	Temp Wages	6,044.50	12,302.50	11,459.00	20,000.00	50,000.00
<i>Salaries and Wages Totals</i>		\$155,273.87	\$166,159.14	\$216,930.32	\$244,470.44	\$288,258.80
<i>Fringe Benefits</i>						
5120.001	Annual Leave	11,871.64	11,144.16	8,877.72	6,088.00	6,519.00
5120.002	SBS	10,331.84	10,937.61	13,897.15	15,395.95	18,106.82
5120.003	Medicare	2,443.92	2,587.22	3,287.24	3,641.81	4,282.98
5120.004	PERS	46,244.19	34,722.40	47,156.67	49,383.54	52,417.04
5120.005	Health Insurance	44,224.70	49,646.20	47,617.12	51,943.44	57,634.20
5120.006	Life Insurance	28.32	26.82	30.24	30.24	30.24
5120.007	Workmen's Compensation	772.83	606.59	704.31	735.19	809.09
5120.008	Unemployment	.00	529.79	.00	.00	.00
5120.011	PERS on Behalf	.00	13,613.51	17,018.00	16,148.00	17,419.13
<i>Fringe Benefits Totals</i>		\$115,917.44	\$123,814.30	\$138,588.45	\$143,366.17	\$157,218.50
<i>Operating Expenses</i>						
5201.000	Training and Travel	4,355.55	532.00	8,912.77	10,475.00	14,150.00
5204.000	Telephone	398.88	323.21	255.64	400.00	500.00
5204.001	Cell Phone Stipend	300.00	325.00	900.00	1,200.00	1,500.00
5206.000	Supplies	8,367.05	13,818.85	6,905.52	9,500.00	10,000.00
5211.000	Data Processing Fees	51,132.96	33,168.96	44,253.00	45,737.00	42,012.00
5212.000	Contracted/Purchased Serv	27,904.43	28,436.98	23,896.42	39,368.00	92,468.00
5221.000	Transportation/Vehicles	900.00	600.00	.00	.00	.00
5222.000	Postage	28.00	.00	33.51	150.00	.00
5223.000	Tools & Small Equipment	3,999.84	.00	.00	.00	2,000.00
5224.000	Dues & Publications	4,652.65	3,649.92	5,915.75	6,390.00	6,595.00
5226.000	Advertising	41,476.48	33,694.95	39,565.15	40,000.00	40,000.00
5227.001	Rent-Buildings	15,559.75	16,016.15	7,471.32	12,444.00	13,066.00
5290.000	Other Expenses	84.31	272.93	(179.04)	.00	.00
<i>Operating Expenses Totals</i>		\$159,159.90	\$130,838.95	\$137,930.04	\$165,664.00	\$222,291.00
Fund 100 - General Fund Totals		\$430,351.21	\$420,812.39	\$493,448.81	\$553,500.61	\$667,768.30



General Fund - Finance

Budget Year 2024

Account	Account Description	2020 Actual Amount	2021 Actual Amount	2022 Actual Amount	2023 Amended Budget	2024 Budget
Fund 100 - General Fund						
<i>Salaries and Wages</i>						
5110.001	Regular Salaries/Wages	807,559.64	811,137.06	881,520.38	1,178,378.36	1,264,747.80
5110.002	Holidays	37,155.47	42,426.85	43,330.69	.00	.00
5110.003	Sick Leave	31,625.13	46,705.80	36,107.08	.00	.00
5110.004	Overtime	373.88	5,554.82	.00	.00	.00
5110.010	Temp Wages	21,112.70	32,565.00	16,426.25	10,000.00	10,000.00
<i>Salaries and Wages Totals</i>		\$897,826.82	\$938,389.53	\$977,384.40	\$1,188,378.36	\$1,274,747.80
<i>Fringe Benefits</i>						
5120.001	Annual Leave	77,389.86	76,041.61	110,825.04	42,442.00	45,451.00
5120.002	SBS	59,780.69	61,448.37	66,712.83	75,468.12	80,911.70
5120.003	Medicare	14,140.60	14,707.36	15,780.41	17,851.26	19,128.77
5120.004	PERS	271,767.99	199,436.30	227,377.55	259,243.01	278,244.22
5120.005	Health Insurance	228,344.25	297,735.90	318,876.61	412,595.76	428,187.87
5120.006	Life Insurance	162.25	165.95	175.87	173.76	173.76
5120.007	Workmen's Compensation	4,432.74	3,338.29	3,262.12	3,565.42	3,570.46
5120.011	PERS on Behalf	.00	80,898.18	85,091.00	81,241.00	87,098.72
<i>Fringe Benefits Totals</i>		\$656,018.38	\$733,771.96	\$828,101.43	\$892,580.33	\$942,766.50
<i>Operating Expenses</i>						
5201.000	Training and Travel	6,907.91	.00	14,017.15	20,650.00	29,600.00
5204.000	Telephone	(120.00)	(10.00)	.00	.00	.00
5204.001	Cell Phone Stipend	.00	203.23	300.00	600.00	600.00
5206.000	Supplies	8,038.07	13,128.72	6,987.34	14,000.00	10,000.00
5211.000	Data Processing Fees	137,039.04	154,638.96	151,206.96	203,419.00	236,349.00
5212.000	Contracted/Purchased Serv	117,940.87	113,584.97	166,564.09	173,397.40	188,620.00
5214.000	Interdepartment Services	.00	1,009.78	.00	.00	.00
5222.000	Postage	648.85	14.30	72.40	500.00	1,700.00
5223.000	Tools & Small Equipment	129.00	.00	4,520.92	800.00	5,600.00
5224.000	Dues & Publications	225.00	395.00	775.00	715.00	755.00
5225.000	Legal Expenditures	30.00	.00	.00	.00	.00
5226.000	Advertising	6,408.15	5,805.48	3,096.95	6,300.00	7,300.00
5227.002	Rent-Equipment	.00	.00	(1,049.67)	.00	.00
5229.000	Investment Expenses	84,305.84	77,284.74	24,990.55	85,200.00	100,800.00
5265.000	ARSSTC Fees	189.34	126,188.11	189,729.46	160,000.00	190,800.00
5290.000	Other Expenses	920.00	1,502.33	9,311.25	900.00	900.00



General Fund - Finance

Budget Year 2024

Account	Account Description	2020 Actual Amount	2021 Actual Amount	2022 Actual Amount	2023 Amended Budget	2024 Budget
Fund	100 - General Fund					
	<i>Operating Expenses</i>					
	<i>Operating Expenses Totals</i>	\$362,662.07	\$493,745.62	\$570,522.40	\$666,481.40	\$773,024.00
Fund	100 - General Fund Totals	\$1,916,507.27	\$2,165,907.11	\$2,376,008.23	\$2,747,440.09	\$2,990,538.30
	Net Grand Totals	\$1,916,507.27	\$2,165,907.11	\$2,376,008.23	\$2,747,440.09	\$2,990,538.30



General Fund - Assessing

Budget Year 2024

Account	Account Description	2020 Actual Amount	2021 Actual Amount	2022 Actual Amount	2023 Amended Budget	2024 Budget
Fund 100 - General Fund						
<i>Salaries and Wages</i>						
5110.001	Regular Salaries/Wages	164,605.84	180,742.00	166,214.16	213,025.59	228,371.00
5110.002	Holidays	8,037.56	8,845.40	9,088.84	.00	.00
5110.003	Sick Leave	7,619.53	4,879.99	8,565.71	.00	.00
5110.010	Temp Wages	.00	1,600.00	.00	.00	.00
<i>Salaries and Wages Totals</i>		\$180,262.93	\$196,067.39	\$183,868.71	\$213,025.59	\$228,371.00
<i>Fringe Benefits</i>						
5120.001	Annual Leave	21,791.37	5,985.28	9,959.77	7,008.00	7,939.00
5120.002	SBS	12,423.41	12,386.06	11,894.38	13,487.95	14,485.85
5120.003	Medicare	2,938.68	2,929.76	2,813.53	3,190.49	3,426.50
5120.004	PERS	55,830.20	42,180.77	42,455.95	46,865.69	50,241.61
5120.005	Health Insurance	43,024.64	56,834.14	54,501.82	62,803.92	69,689.16
5120.006	Life Insurance	26.89	29.57	27.56	30.24	30.24
5120.007	Workmen's Compensation	885.05	681.54	599.50	639.18	639.58
5120.008	Unemployment	1,850.00	5,902.53	.00	.00	.00
5120.011	PERS on Behalf	.00	16,538.49	15,388.00	15,335.00	15,751.52
<i>Fringe Benefits Totals</i>		\$138,770.24	\$143,468.14	\$137,640.51	\$149,360.47	\$162,203.46
<i>Operating Expenses</i>						
5201.000	Training and Travel	8,377.79	10,404.31	849.95	4,750.00	11,000.00
5204.000	Telephone	797.76	646.42	557.76	798.00	798.00
5204.001	Cell Phone Stipend	312.10	.00	.00	600.00	.00
5206.000	Supplies	440.53	739.74	716.03	1,500.00	1,500.00
5207.000	Repairs & Maintenance	52.50	.00	.00	1,000.00	1,000.00
5211.000	Data Processing Fees	34,205.04	36,161.04	38,845.92	31,387.00	52,665.00
5212.000	Contracted/Purchased Serv	29,334.68	20,558.65	21,424.72	30,800.00	30,800.00
5221.000	Transportation/Vehicles	3,775.91	3,552.56	3,384.57	3,471.00	4,693.00
5222.000	Postage	14.35	1,896.80	.00	2,900.00	2,900.00
5223.000	Tools & Small Equipment	541.82	.00	56.69	1,500.00	1,500.00
5224.000	Dues & Publications	3,031.85	612.05	375.00	2,325.00	2,170.00
5226.000	Advertising	2,340.25	613.85	1,117.75	600.00	.00
<i>Operating Expenses Totals</i>		\$83,224.58	\$75,185.42	\$67,328.39	\$81,631.00	\$109,026.00
Fund 100 - General Fund Totals		\$402,257.75	\$414,720.95	\$388,837.61	\$444,017.06	\$499,600.46
Net Grand Totals		\$402,257.75	\$414,720.95	\$388,837.61	\$444,017.06	\$499,600.46



General Fund - Planning & Community Development

Budget Year 2024

Account	Account Description	2020 Actual Amount	2021 Actual Amount	2022 Actual Amount	2023 Amended Budget	2024 Budget
Fund 100 - General Fund						
<i>Salaries and Wages</i>						
5110.001	Regular Salaries/Wages	90,733.86	130,588.54	123,987.84	304,004.97	430,677.00
5110.002	Holidays	2,791.96	4,227.52	4,613.08	.00	.00
5110.003	Sick Leave	426.24	740.19	407.52	.00	.00
5110.004	Overtime	.00	.00	.00	.00	2,000.10
5110.010	Temp Wages	51,930.50	1,610.00	3,220.00	.00	50,000.00
<i>Salaries and Wages Totals</i>		\$145,882.56	\$137,166.25	\$132,228.44	\$304,004.97	\$482,677.10
<i>Fringe Benefits</i>						
5120.001	Annual Leave	1,845.64	3,646.64	11,994.62	10,041.00	14,134.00
5120.002	SBS	9,057.15	8,650.16	8,859.23	19,250.92	30,435.19
5120.003	Medicare	2,142.42	2,046.15	2,095.58	4,553.67	7,203.86
5120.004	PERS	27,498.85	29,291.64	30,109.58	66,880.99	95,188.79
5120.005	Health Insurance	21,092.50	33,994.28	32,254.42	99,641.04	137,475.00
5120.006	Life Insurance	16.17	21.53	20.19	22.20	38.28
5120.007	Workmen's Compensation	678.76	479.92	436.08	912.19	7,551.72
5120.011	PERS on Behalf	.00	11,485.03	11,194.00	11,020.00	11,458.65
<i>Fringe Benefits Totals</i>		\$62,331.49	\$89,615.35	\$96,963.70	\$212,322.01	\$303,485.49
<i>Operating Expenses</i>						
5201.000	Training and Travel	1,734.31	8,668.53	8,904.49	8,500.00	16,000.00
5202.000	Uniforms	.00	.00	.00	.00	600.00
5204.000	Telephone	.00	.00	.00	.00	400.00
5204.001	Cell Phone Stipend	25.00	300.00	300.00	600.00	1,920.00
5206.000	Supplies	1,238.83	468.57	136.25	1,000.00	17,300.00
5207.000	Repairs & Maintenance	593.29	.00	.00	850.00	3,000.00
5211.000	Data Processing Fees	17,406.96	18,237.96	19,213.92	34,247.00	70,775.00
5212.000	Contracted/Purchased Serv	6,900.00	6,900.00	6,900.00	17,500.00	111,940.00
5222.000	Postage	40.55	52.03	27.16	250.00	300.00
5223.000	Tools & Small Equipment	.00	.00	397.95	1,000.00	3,000.00
5224.000	Dues & Publications	100.00	100.00	199.00	760.00	4,700.00
5226.000	Advertising	4,576.65	1,185.34	2,193.35	500.00	1,000.00
5290.000	Other Expenses	100.00	562.77	85.00	.00	.00
<i>Operating Expenses Totals</i>		\$32,715.59	\$36,475.20	\$38,357.12	\$65,207.00	\$230,935.00
Fund 100 - General Fund Totals		\$240,929.64	\$263,256.80	\$267,549.26	\$581,533.98	\$1,017,097.59



General Fund - 100 Lincoln Street

Budget Year 2024

Account	Account Description	2020 Actual Amount	2021 Actual Amount	2022 Actual Amount	2023 Amended Budget	2024 Budget
Fund 100 - General Fund						
<i>Operating Expenses</i>						
5203.001	Utilities	52,780.43	55,524.33	58,135.75	52,000.00	60,000.00
5205.000	Insurance	114,410.88	161,552.35	160,912.91	185,725.00	185,725.00
5206.000	Supplies	11,149.98	11,737.53	17,733.21	11,930.00	13,930.00
5207.000	Repairs & Maintenance	2,000.00	198.41	1,000.00	2,650.00	2,650.00
5208.000	Bldg Repair & Maint	37,932.11	75,515.00	88,516.92	122,416.00	130,156.00
5212.000	Contracted/Purchased Serv	34,698.30	36,908.21	38,367.36	38,640.00	40,908.00
5221.000	Transportation/Vehicles	3,295.23	3,067.40	3,187.99	4,365.00	4,064.00
5222.000	Postage	20,902.17	20,250.94	17,055.75	24,000.00	24,000.00
5227.002	Rent-Equipment	6,294.24	6,317.88	1,579.47	6,320.00	6,320.00
5231.000	Credit Card Expense	67,827.33	69,629.72	73,669.39	70,000.00	80,000.00
<i>Operating Expenses Totals</i>		\$351,290.67	\$440,701.77	\$460,158.75	\$518,046.00	\$547,753.00
Fund 100 - General Fund Totals		\$351,290.67	\$440,701.77	\$460,158.75	\$518,046.00	\$547,753.00
Net Grand Totals		\$351,290.67	\$440,701.77	\$460,158.75	\$518,046.00	\$547,753.00



General Fund - 304 Lake Street

Budget Year 2024

Account	Account Description	2020 Actual Amount	2021 Actual Amount	2022 Actual Amount	2023 Amended Budget	2024 Budget
Fund 100 - General Fund						
<i>Operating Expenses</i>						
5203.001	Utilities	66,045.89	64,193.13	83,504.94	80,000.00	87,000.00
5203.006	Interruptable electric	28,735.21	16,142.62	34,021.39	25,000.00	30,000.00
5204.000	Telephone	1,787.97	450.44	611.27	608.00	620.00
5208.000	Bldg Repair & Maint	54,978.92	61,812.00	67,797.00	93,274.00	88,696.00
5212.000	Contracted/Purchased Serv	53,385.72	53,385.72	53,385.72	56,052.00	56,052.00
<i>Operating Expenses Totals</i>		\$204,933.71	\$195,983.91	\$239,320.32	\$254,934.00	\$262,368.00
Fund 100 - General Fund Totals		\$204,933.71	\$195,983.91	\$239,320.32	\$254,934.00	\$262,368.00
Net Grand Totals		\$204,933.71	\$195,983.91	\$239,320.32	\$254,934.00	\$262,368.00



General Fund - Donations and Non-Profit Support

Budget Year 2024

Account	Account Description	2020 Actual Amount	2021 Actual Amount	2022 Actual Amount	2023 Amended Budget	2024 Budget
Fund 100 - General Fund						
<i>Operating Expenses</i>						
5212.000	Contracted/Purchased Serv	.00	.00	15,750.00	.00	.00
5212.001	Sitka Historical Contract	97,200.00	97,200.00	97,200.00	97,200.00	100,000.00
5212.002	SEDA Contract	63,000.00	63,000.00	47,250.00	63,000.00	70,000.00
5228.000	Donations	115,260.00	112,933.00	119,334.00	150,000.00	175,000.00
5228.001	Pass through grants	40,636.90	.00	48,273.19	60,000.00	60,000.00
5290.000	Other Expenses	.00	100.00	100.00	.00	.00
<i>Operating Expenses Totals</i>		\$316,096.90	\$273,233.00	\$327,907.19	\$370,200.00	\$405,000.00
Fund 100 - General Fund Totals		\$316,096.90	\$273,233.00	\$327,907.19	\$370,200.00	\$405,000.00
Net Grand Totals		\$316,096.90	\$273,233.00	\$327,907.19	\$370,200.00	\$405,000.00



General Fund - Police Department

Budget Year 2024

Account	Account Description	2020 Actual Amount	2021 Actual Amount	2022 Actual Amount	2023 Amended Budget	2024 Budget
Fund 100 - General Fund						
Division 520 - Public Safety						
Department 021 - Police						
<i>Salaries and Wages</i>						
5110.001	Regular Salaries/Wages	1,150,891.08	1,425,821.22	1,331,643.13	2,301,657.06	2,346,482.46
5110.002	Holidays	70,949.68	85,061.08	91,317.52	.00	.00
5110.003	Sick Leave	9,999.16	6,458.39	1,028.04	.00	.00
5110.004	Overtime	258,644.69	189,399.40	203,426.70	224,796.00	224,796.00
5110.010	Temp Wages	321,764.38	327,959.24	317,996.78	.00	.00
<i>Salaries and Wages Totals</i>		\$1,812,248.99	\$2,034,699.33	\$1,945,412.17	\$2,526,453.06	\$2,571,278.46
<i>Fringe Benefits</i>						
5120.001	Annual Leave	118,732.02	131,346.13	192,181.08	116,983.00	114,969.00
5120.002	SBS	118,534.36	130,217.25	129,464.76	155,475.60	157,810.08
5120.003	Medicare	28,038.34	31,440.05	31,041.83	38,355.91	38,963.64
5120.004	PERS	452,804.52	373,924.58	393,013.57	491,800.46	565,680.63
5120.005	Health Insurance	409,083.89	645,604.09	610,790.81	872,588.64	926,078.28
5120.006	Life Insurance	266.28	323.53	266.64	290.76	197.88
5120.007	Workmen's Compensation	81,713.93	73,744.73	67,465.41	82,776.39	78,150.33
5120.008	Unemployment	(140.82)	.00	.00	.00	.00
5120.011	PERS on Behalf	.00	151,231.99	144,168.00	137,150.00	147,570.74
<i>Fringe Benefits Totals</i>		\$1,209,032.52	\$1,537,832.35	\$1,568,392.10	\$1,895,420.76	\$2,029,420.58
<i>Operating Expenses</i>						
5201.000	Training and Travel	28,540.81	18,437.49	30,708.00	63,061.00	62,560.00
5202.000	Uniforms	21,730.48	25,117.12	24,977.84	29,150.00	29,150.00
5203.001	Utilities	9,356.87	9,200.21	8,350.80	11,000.00	8,000.00
5203.005	Heating Fuel	9,412.25	6,547.79	9,096.79	.00	10,000.00
5204.000	Telephone	67,589.94	64,079.60	74,894.84	60,620.00	64,600.00
5204.001	Cell Phone Stipend	900.00	2,129.03	2,325.00	4,800.00	3,000.00
5205.000	Insurance	90,717.74	128,597.09	126,846.49	144,950.00	144,950.00
5206.000	Supplies	30,334.62	27,694.08	35,481.24	51,408.00	51,400.00
5207.000	Repairs & Maintenance	6,128.47	305.39	440.79	11,306.00	11,300.00
5208.000	Bldg Repair & Maint	17,927.25	17,124.00	15,773.00	17,923.00	24,157.00
5211.000	Data Processing Fees	445,826.04	448,677.96	274,188.96	197,027.00	346,362.00
5211.001	Information Technology Special Projects	30,000.00	.00	.00	.00	.00
5212.000	Contracted/Purchased Serv	48,696.60	42,041.14	36,203.02	80,800.00	80,600.00



General Fund - Police Department

Budget Year 2024

Account	Account Description	2020 Actual Amount	2021 Actual Amount	2022 Actual Amount	2023 Amended Budget	2024 Budget
Fund	100 - General Fund					
	Division 520 - Public Safety					
	Department 021 - Police					
	<i>Operating Expenses</i>					
5221.000	Transportation/Vehicles	103,138.86	142,440.56	135,952.72	146,800.00	264,196.00
5222.000	Postage	3,310.43	5,422.95	4,186.55	4,500.00	4,500.00
5223.000	Tools & Small Equipment	21,043.10	21,844.73	30,246.97	28,690.80	27,200.00
5224.000	Dues & Publications	1,040.06	1,584.92	1,245.82	2,723.00	2,500.00
5226.000	Advertising	3,172.40	1,341.20	4,302.22	5,600.00	5,600.00
5227.001	Rent-Buildings	14,172.00	12,333.68	7,444.47	11,460.00	8,484.00
5227.002	Rent-Equipment	.00	350.94	175.47	600.00	600.00
5290.000	Other Expenses	28,734.54	41,747.22	45,487.81	59,354.76	65,500.00
	<i>Operating Expenses Totals</i>	<u>\$981,772.46</u>	<u>\$1,017,017.10</u>	<u>\$868,328.80</u>	<u>\$931,773.56</u>	<u>\$1,214,659.00</u>
	Department 021 - Police Totals	<u>\$4,003,053.97</u>	<u>\$4,589,548.78</u>	<u>\$4,382,133.07</u>	<u>\$5,353,647.38</u>	<u>\$5,815,358.04</u>
	Division 520 - Public Safety Totals	<u>\$4,003,053.97</u>	<u>\$4,589,548.78</u>	<u>\$4,382,133.07</u>	<u>\$5,353,647.38</u>	<u>\$5,815,358.04</u>
	Fund 100 - General Fund Totals	<u>\$4,003,053.97</u>	<u>\$4,589,548.78</u>	<u>\$4,382,133.07</u>	<u>\$5,353,647.38</u>	<u>\$5,815,358.04</u>
	Net Grand Totals	<u>\$4,003,053.97</u>	<u>\$4,589,548.78</u>	<u>\$4,382,133.07</u>	<u>\$5,353,647.38</u>	<u>\$5,815,358.04</u>



General Fund - Fire

Budget Year 2024

Account	Account Description	2020 Actual Amount	2021 Actual Amount	2022 Actual Amount	2023 Amended Budget	2024 Budget
Fund 100	General Fund					
	Division 520 - Public Safety					
	Department 022 - Fire Protection					
	<i>Salaries and Wages</i>					
5110.001	Regular Salaries/Wages	479,440.08	433,799.20	511,539.49	720,414.72	758,428.22
5110.002	Holidays	23,109.94	23,815.32	29,986.08	.00	.00
5110.003	Sick Leave	14,586.34	10,347.36	25,009.18	.00	.00
5110.004	Overtime	115,960.99	119,884.44	101,435.86	95,066.00	95,066.00
5110.010	Temp Wages	60,088.50	66,515.71	42,684.00	99,960.00	99,960.00
	<i>Salaries and Wages Totals</i>	\$693,185.85	\$654,362.03	\$710,654.61	\$915,440.72	\$953,454.22
	<i>Fringe Benefits</i>					
5120.001	Annual Leave	60,127.25	47,990.82	52,192.14	26,015.00	27,832.00
5120.002	SBS	47,591.58	44,071.60	47,483.79	57,711.19	60,170.86
5120.003	Medicare	11,257.36	10,425.00	11,232.05	13,651.11	14,233.00
5120.004	PERS	192,215.17	130,302.50	151,169.01	179,406.02	187,768.63
5120.005	Health Insurance	117,765.27	166,513.87	163,017.66	218,437.44	267,388.68
5120.006	Life Insurance	92.58	78.40	102.13	102.96	101.04
5120.007	Workmen's Compensation	44,450.99	32,073.52	33,063.84	41,835.56	47,210.90
5120.008	Unemployment	.00	48.46	.00	.00	.00
5120.011	PERS on Behalf	.00	52,677.58	56,776.00	52,996.00	66,296.34
	<i>Fringe Benefits Totals</i>	\$473,500.20	\$484,181.75	\$515,036.62	\$590,155.28	\$671,001.45
	<i>Operating Expenses</i>					
5201.000	Training and Travel	12,139.94	12,423.46	27,423.91	44,500.00	48,500.00
5202.000	Uniforms	2,264.99	2,736.98	3,252.39	3,500.00	4,000.00
5203.001	Utilities	39,440.80	41,095.38	38,088.66	40,000.00	40,000.00
5203.005	Heating Fuel	14,171.88	12,816.86	28,199.04	15,000.00	30,000.00
5204.001	Cell Phone Stipend	300.00	300.00	300.00	600.00	1,500.00
5205.000	Insurance	51,921.68	70,881.40	75,319.26	72,970.00	75,000.00
5206.000	Supplies	21,024.15	12,501.45	22,770.36	29,289.00	27,500.00
5207.000	Repairs & Maintenance	5,906.36	4,258.93	4,037.95	10,500.00	16,000.00
5208.000	Bldg Repair & Maint	37,123.40	28,060.00	24,240.96	38,447.00	35,236.00
5211.000	Data Processing Fees	89,894.04	100,538.04	96,442.92	135,500.00	148,773.00
5211.001	Information Technology Special Projects	15,000.00	.00	.00	.00	.00
5212.000	Contracted/Purchased Serv	9,960.00	26,488.91	26,135.33	46,750.00	64,850.00
5221.000	Transportation/Vehicles	212,113.22	202,277.82	200,162.64	195,297.00	233,400.00



General Fund - Fire

Budget Year 2024

Account	Account Description	2020 Actual Amount	2021 Actual Amount	2022 Actual Amount	2023 Amended Budget	2024 Budget
Fund	100 - General Fund					
	Division 520 - Public Safety					
	Department 022 - Fire Protection					
	<i>Operating Expenses</i>					
5222.000	Postage	103.40	552.02	299.44	1,500.00	1,500.00
5223.000	Tools & Small Equipment	66,492.31	43,294.75	72,109.52	64,366.57	78,900.00
5224.000	Dues & Publications	910.00	1,060.00	799.49	4,000.00	4,100.00
5226.000	Advertising	1,200.55	2,654.70	618.85	750.00	1,000.00
5290.000	Other Expenses	48,810.21	16,327.79	10,074.59	.00	.00
	<i>Operating Expenses Totals</i>	\$628,776.93	\$578,268.49	\$630,275.31	\$702,969.57	\$810,259.00
	Department 022 - Fire Protection Totals	\$1,795,462.98	\$1,716,812.27	\$1,855,966.54	\$2,208,565.57	\$2,434,714.67
	Division 520 - Public Safety Totals	\$1,795,462.98	\$1,716,812.27	\$1,855,966.54	\$2,208,565.57	\$2,434,714.67
	Fund 100 - General Fund Totals	\$1,795,462.98	\$1,716,812.27	\$1,855,966.54	\$2,208,565.57	\$2,434,714.67
	Net Grand Totals	\$1,795,462.98	\$1,716,812.27	\$1,855,966.54	\$2,208,565.57	\$2,434,714.67



General Fund - Ambulance

Budget Year 2024

Account	Account Description	2020 Actual Amount	2021 Actual Amount	2022 Actual Amount	2023 Amended Budget	2024 Budget
Fund 100 - General Fund						
<i>Salaries and Wages</i>						
5110.001	Regular Salaries/Wages	68,817.83	73,135.18	54,745.95	107,764.02	107,836.56
5110.002	Holidays	2,968.14	3,763.72	3,321.60	.00	.00
5110.003	Sick Leave	.00	2,618.24	19,244.52	.00	.00
5110.004	Overtime	8,583.56	6,167.21	11,729.40	20,000.00	20,000.00
5110.010	Temp Wages	.00	.00	.00	5,000.00	5,000.00
<i>Salaries and Wages Totals</i>		\$80,369.53	\$85,684.35	\$89,041.47	\$132,764.02	\$132,836.56
<i>Fringe Benefits</i>						
5120.001	Annual Leave	11,391.24	7,036.52	11,625.60	5,699.00	5,703.00
5120.002	SBS	5,624.94	5,683.76	6,170.83	8,487.67	8,510.95
5120.003	Medicare	1,330.54	1,344.45	1,459.68	2,007.72	2,013.17
5120.004	PERS	26,437.43	19,511.99	21,816.74	28,108.10	28,123.96
5120.005	Health Insurance	26,044.60	32,560.24	32,988.52	35,980.56	39,920.40
5120.006	Life Insurance	14.16	14.16	14.16	14.16	14.16
5120.007	Workmen's Compensation	5,423.35	4,209.58	4,358.48	6,327.86	6,872.48
5120.011	PERS on Behalf	.00	7,686.93	7,992.00	8,440.00	.00
<i>Fringe Benefits Totals</i>		\$76,266.26	\$78,047.63	\$86,426.01	\$95,065.07	\$91,158.12
<i>Operating Expenses</i>						
5201.000	Training and Travel	13,075.63	4,767.38	16,213.91	31,000.00	20,500.00
5202.000	Uniforms	1,954.54	1,170.66	997.92	3,500.00	4,000.00
5204.000	Telephone	1,491.84	1,668.00	1,702.26	1,600.00	1,700.00
5204.001	Cell Phone Stipend	.00	.00	.00	300.00	600.00
5206.000	Supplies	24,989.79	29,165.52	22,234.02	58,216.31	40,000.00
5207.000	Repairs & Maintenance	.00	.00	1,710.50	2,500.00	2,500.00
5212.000	Contracted/Purchased Serv	19,707.64	21,958.25	22,420.00	28,000.00	48,500.00
5221.000	Transportation/Vehicles	81,454.91	78,918.27	81,743.29	108,816.00	92,805.00
5222.000	Postage	268.05	44.55	25.70	500.00	500.00
5223.000	Tools & Small Equipment	3,181.25	7,644.05	4,757.15	14,300.00	7,300.00
5224.000	Dues & Publications	.00	.00	.00	150.00	150.00
5290.000	Other Expenses	180.00	323.99	35.00	.00	.00
<i>Operating Expenses Totals</i>		\$146,303.65	\$145,660.67	\$151,839.75	\$248,882.31	\$218,555.00
Fund 100 - General Fund Totals		\$302,939.44	\$309,392.65	\$327,307.23	\$476,711.40	\$442,549.68
Net Grand Totals		\$302,939.44	\$309,392.65	\$327,307.23	\$476,711.40	\$442,549.68



General Fund - Search and Rescue

Budget Year 2024

Account	Account Description	2020 Actual Amount	2021 Actual Amount	2022 Actual Amount	2023 Amended Budget	2024 Budget
Fund	100 - General Fund					
	Division 520 - Public Safety					
	Department 024 - Search and Rescue					
	<i>Salaries and Wages</i>					
5110.010	Temp Wages	5,500.00	6,500.00	6,150.00	5,000.00	5,000.00
	<i>Salaries and Wages Totals</i>	\$5,500.00	\$6,500.00	\$6,150.00	\$5,000.00	\$5,000.00
	<i>Fringe Benefits</i>					
5120.002	SBS	337.26	634.64	377.12	306.50	306.50
5120.003	Medicare	79.78	150.05	89.18	72.50	72.50
5120.007	Workmen's Compensation	323.84	474.78	265.68	228.50	247.50
	<i>Fringe Benefits Totals</i>	\$740.88	\$1,259.47	\$731.98	\$607.50	\$626.50
	<i>Operating Expenses</i>					
5201.000	Training and Travel	.00	8,270.00	6,780.67	16,000.00	16,000.00
5204.000	Telephone	1,658.07	1,658.48	1,474.10	1,600.00	1,600.00
5206.000	Supplies	4,093.74	4,132.98	231.90	5,000.00	5,000.00
5207.000	Repairs & Maintenance	.00	.00	.00	1,500.00	1,500.00
5212.000	Contracted/Purchased Serv	3,250.00	4,010.00	5,260.00	2,100.00	2,100.00
5221.000	Transportation/Vehicles	244.00	144.00	384.00	1,000.00	.00
5223.000	Tools & Small Equipment	3,539.97	1,716.22	147.43	5,418.00	4,000.00
5224.000	Dues & Publications	715.00	775.00	100.00	1,200.00	1,200.00
5290.000	Other Expenses	6,216.76	97.00	.00	.00	.00
	<i>Operating Expenses Totals</i>	\$19,717.54	\$20,803.68	\$14,378.10	\$33,818.00	\$31,400.00
	Department 024 - Search and Rescue Totals	\$25,958.42	\$28,563.15	\$21,260.08	\$39,425.50	\$37,026.50
	Division 520 - Public Safety Totals	\$25,958.42	\$28,563.15	\$21,260.08	\$39,425.50	\$37,026.50
	Fund 100 - General Fund Totals	\$25,958.42	\$28,563.15	\$21,260.08	\$39,425.50	\$37,026.50
	Net Grand Totals	\$25,958.42	\$28,563.15	\$21,260.08	\$39,425.50	\$37,026.50



General Fund - Public Works Administration

Budget Year 2024

Account	Account Description	2020 Actual Amount	2021 Actual Amount	2022 Actual Amount	2023 Amended Budget	2024 Budget
Fund 100	General Fund					
Division 530	Public Works					
Department 031	Administration					
	<i>Salaries and Wages</i>					
5110.001	Regular Salaries/Wages	281,820.77	297,427.55	377,957.28	487,374.43	391,677.00
5110.002	Holidays	12,172.28	12,757.79	16,339.41	.00	.00
5110.003	Sick Leave	10,640.69	10,661.86	21,715.05	.00	.00
5110.004	Overtime	.00	.00	55.10	1,000.01	1,000.01
5110.010	Temp Wages	.00	.00	.00	1,000.00	1,000.00
	<i>Salaries and Wages Totals</i>	\$304,633.74	\$320,847.20	\$416,066.84	\$489,374.44	\$393,677.01
	<i>Fringe Benefits</i>					
5120.001	Annual Leave	17,879.32	33,436.73	35,017.97	20,070.00	15,017.00
5120.002	SBS	19,862.12	21,809.44	27,768.16	31,228.78	25,017.97
5120.003	Medicare	4,698.21	5,158.88	6,568.30	7,386.94	5,926.06
5120.004	PERS	91,662.86	72,871.68	98,110.10	107,441.95	86,388.95
5120.005	Health Insurance	71,834.26	98,530.92	132,221.93	152,749.56	134,645.16
5120.006	Life Insurance	38.53	43.22	43.27	50.52	13.20
5120.007	Workmen's Compensation	1,468.06	1,188.98	4,737.38	2,910.60	1,144.34
5120.011	PERS on Behalf	.00	28,717.22	35,812.00	30,187.00	36,657.52
	<i>Fringe Benefits Totals</i>	\$207,443.36	\$261,757.07	\$340,279.11	\$352,025.35	\$304,810.20
	<i>Operating Expenses</i>					
5201.000	Training and Travel	9.80	.00	1,468.32	4,000.00	11,500.00
5204.000	Telephone	398.88	247.55	158.88	.00	160.00
5204.001	Cell Phone Stipend	600.00	600.00	850.00	900.00	1,500.00
5206.000	Supplies	3,877.49	2,641.44	5,260.66	8,000.00	8,500.00
5207.000	Repairs & Maintenance	1,485.00	.00	636.97	.00	.00
5211.000	Data Processing Fees	97,382.04	103,137.96	110,077.92	99,781.00	117,322.00
5212.000	Contracted/Purchased Serv	673.31	.00	115.45	.00	.00
5221.000	Transportation/Vehicles	900.00	3,108.00	300.00	900.00	900.00
5222.000	Postage	.00	.00	.00	100.00	100.00
5223.000	Tools & Small Equipment	3,459.98	.00	.00	5,000.00	.00
5224.000	Dues & Publications	470.00	270.00	657.76	1,933.00	1,840.00
5226.000	Advertising	2,946.00	2,834.86	3,698.82	500.00	550.00
5227.002	Rent-Equipment	6,144.00	3,072.00	3,072.00	3,072.00	3,072.00
5290.000	Other Expenses	271.70	101.99	322.93	.00	.00



General Fund - Public Works Administration

Budget Year 2024

Account	Account Description	2020 Actual Amount	2021 Actual Amount	2022 Actual Amount	2023 Amended Budget	2024 Budget
Fund	100 - General Fund					
Division	530 - Public Works					
Department	031 - Administration					
	<i>Operating Expenses</i>					
	<i>Operating Expenses Totals</i>	\$118,618.20	\$116,013.80	\$126,619.71	\$124,186.00	\$145,444.00
Department	031 - Administration Totals	\$630,695.30	\$698,618.07	\$882,965.66	\$965,585.79	\$843,931.21
Division	530 - Public Works Totals	\$630,695.30	\$698,618.07	\$882,965.66	\$965,585.79	\$843,931.21
Fund	100 - General Fund Totals	\$630,695.30	\$698,618.07	\$882,965.66	\$965,585.79	\$843,931.21
	Net Grand Totals	\$630,695.30	\$698,618.07	\$882,965.66	\$965,585.79	\$843,931.21



General Fund - Engineering

Budget Year 2024

Account	Account Description	2020 Actual Amount	2021 Actual Amount	2022 Actual Amount	2023 Amended Budget	2024 Budget
Fund 100 - General Fund						
Division 530 - Public Works						
Department 032 - Engineering						
<i>Salaries and Wages</i>						
5110.001	Regular Salaries/Wages	401,659.56	142,269.21	202,697.21	324,864.09	438,344.40
5110.002	Holidays	19,248.00	8,520.76	9,796.60	.00	.00
5110.003	Sick Leave	14,955.01	4,479.36	15,144.76	.00	.00
5110.004	Overtime	2,203.50	6,220.50	9,594.00	30,000.00	30,000.00
5110.010	Temp Wages	46,917.00	86,827.00	95,476.00	2,000.00	85,000.00
<i>Salaries and Wages Totals</i>		\$484,983.07	\$248,316.83	\$332,708.57	\$356,864.09	\$553,344.40
<i>Fringe Benefits</i>						
5120.001	Annual Leave	68,962.94	29,981.05	20,997.48	8,687.00	15,350.00
5120.002	SBS	34,002.80	17,079.65	21,654.59	22,426.77	34,879.30
5120.003	Medicare	8,043.09	4,040.02	5,122.20	5,304.84	8,250.42
5120.004	PERS	137,439.29	35,672.00	54,534.53	78,069.90	103,036.06
5120.005	Health Insurance	73,879.43	36,441.38	62,026.96	96,230.40	146,700.12
5120.006	Life Insurance	56.99	23.38	32.82	22.20	22.20
5120.007	Workmen's Compensation	19,624.57	5,131.35	7,146.30	8,384.14	13,975.56
5120.011	PERS on Behalf	.00	15,797.44	19,740.00	16,497.00	20,205.47
<i>Fringe Benefits Totals</i>		\$342,009.11	\$144,166.27	\$191,254.88	\$235,622.25	\$342,419.13
<i>Operating Expenses</i>						
5201.000	Training and Travel	1,706.55	173.00	1,639.00	2,250.00	8,500.00
5204.001	Cell Phone Stipend	750.00	325.00	300.00	600.00	2,100.00
5206.000	Supplies	346.18	277.31	860.78	500.00	2,000.00
5212.000	Contracted/Purchased Serv	44,586.60	148,828.16	149,680.00	78,745.46	230,000.00
5214.000	Interdepartment Services	.00	.00	(66,409.00)	.00	.00
5221.000	Transportation/Vehicles	1,890.31	4,458.02	7,194.53	6,889.00	6,047.00
5222.000	Postage	.00	.00	26.95	.00	.00
5224.000	Dues & Publications	77.00	.00	100.00	215.00	430.00
5226.000	Advertising	392.45	11,675.20	521.70	500.00	1,000.00
5290.000	Other Expenses	105.00	1,506.45	29,634.48	350.00	20,000.00
<i>Operating Expenses Totals</i>		\$49,854.09	\$167,243.14	\$123,548.44	\$90,049.46	\$270,077.00
Department 032 - Engineering Totals		\$876,846.27	\$559,726.24	\$647,511.89	\$682,535.80	\$1,165,840.53
Division 530 - Public Works Totals		\$876,846.27	\$559,726.24	\$647,511.89	\$682,535.80	\$1,165,840.53
Fund 100 - General Fund Totals		\$876,846.27	\$559,726.24	\$647,511.89	\$682,535.80	\$1,165,840.53



General Fund - Streets

Budget Year 2024

Account	Account Description	2020 Actual Amount	2021 Actual Amount	2022 Actual Amount	2023 Amended Budget	2024 Budget
Fund 100 - General Fund						
Division 530 - Public Works						
Department 033 - Streets						
	<i>Salaries and Wages</i>					
5110.001	Regular Salaries/Wages	230,140.71	227,504.43	222,298.03	330,023.52	371,589.40
5110.002	Holidays	9,001.01	9,764.36	11,356.75	.00	.00
5110.003	Sick Leave	11,712.40	11,044.43	11,128.87	.00	.00
5110.004	Overtime	22,262.30	12,594.14	47,232.00	27,500.00	27,500.00
5110.010	Temp Wages	50,187.50	9,680.00	12,289.00	98,204.00	98,204.00
	<i>Salaries and Wages Totals</i>	\$323,303.92	\$270,587.36	\$304,304.65	\$455,727.52	\$497,293.40
	<i>Fringe Benefits</i>					
5120.001	Annual Leave	8,430.08	14,001.91	21,037.07	12,955.00	11,968.00
5120.002	SBS	20,401.25	17,462.36	19,943.49	28,730.40	31,217.90
5120.003	Medicare	4,825.73	4,130.53	4,717.51	6,795.90	7,384.29
5120.004	PERS	80,750.93	57,707.94	66,180.25	78,655.32	87,799.71
5120.005	Health Insurance	59,114.75	68,970.67	64,108.15	112,193.28	122,591.04
5120.006	Life Insurance	38.28	38.28	35.37	24.12	24.12
5120.007	Workmen's Compensation	18,827.96	14,528.16	15,891.48	23,059.66	22,129.32
5120.008	Unemployment	184.00	.00	.00	.00	.00
5120.011	PERS on Behalf	.00	22,681.57	24,649.00	20,332.00	25,231.86
	<i>Fringe Benefits Totals</i>	\$192,572.98	\$199,521.42	\$216,562.32	\$282,745.68	\$308,346.24
	<i>Operating Expenses</i>					
5201.000	Training and Travel	610.00	998.05	1,283.42	2,200.00	10,000.00
5202.000	Uniforms	3,067.94	3,147.65	3,017.01	3,000.00	3,000.00
5203.001	Utilities	82,663.74	84,282.74	86,342.71	84,000.00	88,000.00
5204.000	Telephone	914.41	837.19	922.99	1,000.00	1,000.00
5204.001	Cell Phone Stipend	1,075.00	900.00	837.50	1,200.00	1,200.00
5206.000	Supplies	251,968.03	156,025.42	210,073.77	443,750.00	296,000.00
5207.000	Repairs & Maintenance	454.52	153.34	.00	10,200.00	10,000.00
5208.000	Bldg Repair & Maint	8,439.85	9,526.00	11,598.00	15,220.00	12,950.00
5211.000	Data Processing Fees	23,859.96	24,213.96	22,440.96	27,804.00	33,561.00
5212.000	Contracted/Purchased Serv	52,648.69	28,215.64	72,022.56	116,295.00	97,000.00
5214.000	Interdepartment Services	26,299.59	2,275.00	19,572.44	.00	.00
5221.000	Transportation/Vehicles	359,006.33	340,959.19	347,312.89	260,799.00	630,275.00
5222.000	Postage	.00	.00	.00	200.00	.00



General Fund - Streets

Budget Year 2024

Account	Account Description	2020 Actual Amount	2021 Actual Amount	2022 Actual Amount	2023 Amended Budget	2024 Budget
Fund	100 - General Fund					
Division	530 - Public Works					
Department	033 - Streets					
	<i>Operating Expenses</i>					
5223.000	Tools & Small Equipment	6,633.91	4,046.47	6,363.02	8,150.00	8,000.00
5226.000	Advertising	297.25	461.18	325.25	.00	.00
5227.002	Rent-Equipment	32,736.00	18,888.00	21,088.80	19,368.00	16,368.00
5290.000	Other Expenses	1,994.99	2,558.71	86.00	300.00	300.00
5290.100	Unanticipated Repairs	.00	14,520.00	.00	50,000.00	50,000.00
	<i>Operating Expenses Totals</i>	\$852,670.21	\$692,008.54	\$803,287.32	\$1,043,486.00	\$1,257,654.00
	Department 033 - Streets Totals	\$1,368,547.11	\$1,162,117.32	\$1,324,154.29	\$1,781,959.20	\$2,063,293.64
	Division 530 - Public Works Totals	\$1,368,547.11	\$1,162,117.32	\$1,324,154.29	\$1,781,959.20	\$2,063,293.64
	Fund 100 - General Fund Totals	\$1,368,547.11	\$1,162,117.32	\$1,324,154.29	\$1,781,959.20	\$2,063,293.64
	Net Grand Totals	\$1,368,547.11	\$1,162,117.32	\$1,324,154.29	\$1,781,959.20	\$2,063,293.64



General Fund - Recreation

Budget Year 2024

Account	Account Description	2020 Actual Amount	2021 Actual Amount	2022 Actual Amount	2023 Amended Budget	2024 Budget
Fund 100 - General Fund						
Division 530 - Public Works						
Department 034 - Recreation						
<i>Salaries and Wages</i>						
5110.001	Regular Salaries/Wages	147,693.03	138,763.49	159,096.86	289,728.27	185,153.80
5110.002	Holidays	6,917.68	6,140.12	7,899.55	.00	.00
5110.003	Sick Leave	7,419.31	6,399.57	10,977.64	.00	.00
5110.004	Overtime	13,160.14	11,233.08	26,085.10	4,000.01	4,000.01
5110.010	Temp Wages	40,793.38	45,851.21	71,907.50	111,950.00	97,950.00
<i>Salaries and Wages Totals</i>		\$215,983.54	\$208,387.47	\$275,966.65	\$405,678.28	\$287,103.81
<i>Fringe Benefits</i>						
5120.001	Annual Leave	10,936.37	7,668.21	10,706.03	9,680.00	6,407.00
5120.002	SBS	13,974.59	13,245.90	17,657.38	24,603.19	17,953.32
5120.003	Medicare	3,305.59	3,133.15	4,176.72	5,819.70	4,255.80
5120.004	PERS	51,631.84	35,427.50	46,582.88	64,620.11	41,613.61
5120.005	Health Insurance	55,859.87	59,787.65	69,793.43	135,621.60	95,652.96
5120.006	Life Insurance	34.35	32.47	35.02	36.36	36.36
5120.007	Workmen's Compensation	13,439.56	8,999.49	12,259.27	16,724.91	11,254.30
5120.008	Unemployment	238.56	2,043.35	.00	.00	.00
5120.011	PERS on Behalf	.00	13,885.05	16,922.00	14,390.00	17,321.30
<i>Fringe Benefits Totals</i>		\$149,420.73	\$144,222.77	\$178,132.73	\$271,495.87	\$194,494.65
<i>Operating Expenses</i>						
5201.000	Training and Travel	375.00	301.59	231.50	4,542.00	12,400.00
5202.000	Uniforms	537.79	1,504.52	1,140.86	600.00	1,700.00
5203.001	Utilities	55,360.63	65,350.58	72,127.96	60,000.00	97,000.00
5204.000	Telephone	398.88	268.46	.00	800.00	.00
5204.001	Cell Phone Stipend	975.00	1,081.25	1,175.00	1,220.00	900.00
5205.000	Insurance	6,267.20	8,836.59	7,980.31	9,000.00	9,000.00
5206.000	Supplies	18,869.93	44,266.71	86,359.50	102,100.00	64,700.00
5207.000	Repairs & Maintenance	7,674.52	19,201.89	21,753.26	32,000.00	32,000.00
5208.000	Bldg Repair & Maint	62,097.42	63,851.00	46,914.00	55,516.00	86,041.00
5211.000	Data Processing Fees	18,015.96	18,552.96	19,494.96	27,804.00	25,441.00
5212.000	Contracted/Purchased Serv	620.00	11,518.30	22,562.59	130,195.00	97,000.00
5214.000	Interdepartment Services	.00	.00	(19,407.16)	.00	.00
5221.000	Transportation/Vehicles	66,155.52	67,810.60	65,384.58	75,742.00	111,323.00



General Fund - Recreation

Budget Year 2024

Account	Account Description	2020 Actual Amount	2021 Actual Amount	2022 Actual Amount	2023 Amended Budget	2024 Budget
Fund	100 - General Fund					
	Division 530 - Public Works					
	Department 034 - Recreation					
	<i>Operating Expenses</i>					
5223.000	Tools & Small Equipment	4,160.98	4,682.67	5,640.57	5,150.00	5,000.00
5226.000	Advertising	487.20	820.30	1,600.80	600.00	600.00
5227.002	Rent-Equipment	6,731.38	715.56	7,984.68	5,000.00	10,000.00
5290.000	Other Expenses	534.21	380.05	720.17	34,600.00	600.00
	<i>Operating Expenses Totals</i>	<u>\$249,261.62</u>	<u>\$309,143.03</u>	<u>\$341,663.58</u>	<u>\$544,869.00</u>	<u>\$553,705.00</u>
	Department 034 - Recreation Totals	<u>\$614,665.89</u>	<u>\$661,753.27</u>	<u>\$795,762.96</u>	<u>\$1,222,043.15</u>	<u>\$1,035,303.46</u>
	Division 530 - Public Works Totals	<u>\$614,665.89</u>	<u>\$661,753.27</u>	<u>\$795,762.96</u>	<u>\$1,222,043.15</u>	<u>\$1,035,303.46</u>
	Fund 100 - General Fund Totals	<u>\$614,665.89</u>	<u>\$661,753.27</u>	<u>\$795,762.96</u>	<u>\$1,222,043.15</u>	<u>\$1,035,303.46</u>
	Net Grand Totals	<u>\$614,665.89</u>	<u>\$661,753.27</u>	<u>\$795,762.96</u>	<u>\$1,222,043.15</u>	<u>\$1,035,303.46</u>



General Fund - Building Officials

Budget Year 2024

Account	Account Description	2020 Actual Amount	2021 Actual Amount	2022 Actual Amount	2023 Amended Budget	2024 Budget
Fund 100 - General Fund						
<i>Salaries and Wages</i>						
5110.001	Regular Salaries/Wages	113,362.02	123,314.09	132,978.14	212,741.10	211,140.80
5110.002	Holidays	4,268.11	5,265.72	5,330.80	.00	.00
5110.003	Sick Leave	1,290.21	3,283.57	3,308.89	.00	.00
<i>Salaries and Wages Totals</i>		\$118,920.34	\$131,863.38	\$141,617.83	\$212,741.10	\$211,140.80
<i>Fringe Benefits</i>						
5120.001	Annual Leave	10,664.62	7,407.72	8,563.58	7,343.00	7,698.00
5120.002	SBS	7,961.84	8,587.26	9,242.90	13,509.60	13,433.30
5120.003	Medicare	1,883.33	2,031.25	2,186.33	3,195.57	3,177.51
5120.004	PERS	37,197.59	29,223.07	33,039.92	46,803.02	46,450.83
5120.005	Health Insurance	44,224.70	55,288.54	56,025.32	74,515.20	82,670.64
5120.006	Life Insurance	14.90	16.08	16.08	16.08	24.12
5120.007	Workmen's Compensation	6,906.29	5,309.38	4,708.28	4,491.85	4,633.78
5120.011	PERS on Behalf	.00	11,490.66	11,923.00	11,158.00	12,204.53
<i>Fringe Benefits Totals</i>		\$108,853.27	\$119,353.96	\$125,705.41	\$161,032.32	\$170,292.71
<i>Operating Expenses</i>						
5201.000	Training and Travel	12,577.34	6,078.59	7,853.85	14,000.00	17,000.00
5204.001	Cell Phone Stipend	300.00	1,221.67	600.00	300.00	900.00
5206.000	Supplies	900.32	497.18	1,579.60	550.00	2,000.00
5211.000	Data Processing Fees	15,093.96	15,723.00	16,548.96	20,684.00	25,441.00
5212.000	Contracted/Purchased Serv	15.00	737.64	.00	35,750.00	70,000.00
5221.000	Transportation/Vehicles	10,444.01	10,004.84	11,104.37	10,959.00	16,507.00
5223.000	Tools & Small Equipment	132.63	.00	186.32	200.00	200.00
5224.000	Dues & Publications	2,173.23	1,566.07	1,446.39	1,450.00	2,000.00
5226.000	Advertising	.00	.00	51.75	250.00	250.00
<i>Operating Expenses Totals</i>		\$41,636.49	\$35,828.99	\$39,371.24	\$84,143.00	\$134,298.00
Fund 100 - General Fund Totals		\$269,410.10	\$287,046.33	\$306,694.48	\$457,916.42	\$515,731.51
Net Grand Totals		\$269,410.10	\$287,046.33	\$306,694.48	\$457,916.42	\$515,731.51



General Fund - Library

Budget Year 2024

Account	Account Description	2020 Actual Amount	2021 Actual Amount	2022 Actual Amount	2023 Amended Budget	2024 Budget
Fund 100 - General Fund						
<i>Salaries and Wages</i>						
5110.001	Regular Salaries/Wages	266,956.47	312,321.78	335,215.01	419,870.37	450,317.92
5110.002	Holidays	14,316.77	17,026.83	20,747.93	.00	.00
5110.003	Sick Leave	22,850.64	19,250.20	21,986.11	.00	.00
5110.004	Overtime	31.20	24.23	242.04	.00	.00
5110.010	Temp Wages	17,500.25	.00	7,207.50	28,878.00	28,878.00
<i>Salaries and Wages Totals</i>		\$321,655.33	\$348,623.04	\$385,398.59	\$448,748.37	\$479,195.92
<i>Fringe Benefits</i>						
5120.001	Annual Leave	28,671.63	26,342.85	41,598.48	20,937.00	21,474.00
5120.002	SBS	21,474.95	23,091.99	26,109.64	28,791.72	30,691.28
5120.003	Medicare	5,079.74	5,443.41	6,176.04	6,810.44	7,259.72
5120.004	PERS	94,040.07	78,591.47	89,674.17	92,371.12	99,069.90
5120.005	Health Insurance	64,560.38	105,183.74	103,642.44	113,049.84	125,420.88
5120.006	Life Insurance	88.95	77.63	85.44	84.84	82.68
5120.007	Workmen's Compensation	1,577.00	1,271.32	1,289.39	1,346.28	1,341.40
5120.008	Unemployment	.00	1,357.29	.00	.00	.00
5120.011	PERS on Behalf	.00	30,936.83	33,328.00	30,577.00	34,114.30
<i>Fringe Benefits Totals</i>		\$215,492.72	\$272,296.53	\$301,903.60	\$293,968.24	\$319,454.16
<i>Operating Expenses</i>						
5201.000	Training and Travel	1,973.30	2,979.50	1,027.18	5,100.00	8,600.00
5203.001	Utilities	21,943.73	23,784.19	21,329.12	22,000.00	22,000.00
5204.000	Telephone	.00	.00	267.00	100.00	100.00
5204.001	Cell Phone Stipend	.00	.00	175.00	300.00	300.00
5205.000	Insurance	24,454.98	34,868.60	36,356.55	39,225.00	39,225.00
5206.000	Supplies	20,092.42	43,414.50	42,890.56	22,192.62	21,240.00
5207.000	Repairs & Maintenance	50.00	.00	.00	3,399.00	3,400.00
5208.000	Bldg Repair & Maint	36,065.54	38,106.00	41,038.92	41,100.00	55,044.00
5211.000	Data Processing Fees	109,418.04	118,230.96	122,958.96	166,787.00	155,908.00
5212.000	Contracted/Purchased Serv	56,945.31	58,984.45	59,769.07	129,518.00	129,518.00
5222.000	Postage	14,000.00	81.77	9,981.00	16,000.00	16,000.00
5223.000	Tools & Small Equipment	238.99	441.31	487.88	796.00	4,000.00
5224.000	Dues & Publications	617.87	767.80	694.00	1,062.00	1,062.00
5226.000	Advertising	1,739.80	170.80	336.00	750.00	750.00
5227.002	Rent-Equipment	345.00	207.00	.00	900.00	900.00



General Fund - Library

Budget Year 2024

Account	Account Description	2020 Actual Amount	2021 Actual Amount	2022 Actual Amount	2023 Amended Budget	2024 Budget
Fund 100 - General Fund						
<i>Operating Expenses</i>						
5240.000	Books & Publications	53,534.41	57,774.57	44,169.21	75,250.00	75,250.00
5290.000	Other Expenses	.00	1,386.29	7,338.84	5,290.00	40,290.00
<i>Operating Expenses Totals</i>		\$341,419.39	\$381,197.74	\$388,819.29	\$529,769.62	\$573,587.00
Fund 100 - General Fund Totals		\$878,567.44	\$1,002,117.31	\$1,076,121.48	\$1,272,486.23	\$1,372,237.08
Net Grand Totals		\$878,567.44	\$1,002,117.31	\$1,076,121.48	\$1,272,486.23	\$1,372,237.08



General Fund - Centennial Hall

Budget Year 2024

Account	Account Description	2020 Actual Amount	2021 Actual Amount	2022 Actual Amount	2023 Amended Budget	2024 Budget
Fund 100 - General Fund						
<i>Salaries and Wages</i>						
5110.001	Regular Salaries/Wages	233,279.93	203,720.58	193,762.27	255,986.19	267,839.00
5110.002	Holidays	11,264.21	10,988.71	8,742.32	.00	.00
5110.003	Sick Leave	9,106.01	9,282.92	5,327.95	.00	.00
5110.004	Overtime	2,759.34	370.50	4,014.60	3,500.00	3,500.00
5110.010	Temp Wages	23,808.50	153.60	26,350.21	122,116.00	92,116.00
<i>Salaries and Wages Totals</i>		\$280,217.99	\$224,516.31	\$238,197.35	\$381,602.19	\$363,455.00
<i>Fringe Benefits</i>						
5120.001	Annual Leave	24,682.17	37,736.81	23,854.98	8,654.00	9,419.00
5120.002	SBS	18,690.43	16,010.86	16,063.83	23,922.83	22,857.37
5120.003	Medicare	3,274.05	3,302.04	3,799.74	5,658.70	5,406.68
5120.004	PERS	79,729.07	52,081.05	48,959.22	57,086.78	59,694.61
5120.005	Health Insurance	81,963.30	65,524.84	41,383.22	109,639.20	106,779.72
5120.006	Life Insurance	63.34	48.61	43.38	30.24	36.36
5120.007	Workmen's Compensation	15,021.79	10,295.64	9,442.22	13,279.64	11,157.92
5120.008	Unemployment	627.84	2,214.14	.00	.00	.00
5120.011	PERS on Behalf	.00	21,624.71	18,711.00	20,410.00	19,152.14
<i>Fringe Benefits Totals</i>		\$224,051.99	\$208,838.70	\$162,257.59	\$238,681.39	\$234,503.80
<i>Operating Expenses</i>						
5201.000	Training and Travel	.00	.00	.00	.00	500.00
5203.001	Utilities	60,994.14	62,672.14	66,255.15	64,000.00	64,000.00
5204.000	Telephone	.00	.00	.00	1,500.00	.00
5205.000	Insurance	24,142.14	34,219.33	36,426.17	37,740.00	37,740.00
5206.000	Supplies	11,110.82	10,506.96	17,501.73	113,600.00	60,865.00
5207.000	Repairs & Maintenance	3,109.81	7,382.49	2,235.73	10,750.00	13,250.00
5208.000	Bldg Repair & Maint	28,730.09	46,614.00	62,875.92	105,703.00	109,579.00
5211.000	Data Processing Fees	60,864.00	64,461.96	71,017.92	77,878.00	91,608.00
5212.000	Contracted/Purchased Serv	4,785.00	7,498.92	116,830.00	23,440.00	40,600.00
5223.000	Tools & Small Equipment	1,361.54	.00	.00	.00	.00
5224.000	Dues & Publications	.00	.00	28.30	.00	.00
5226.000	Advertising	.00	595.35	831.60	.00	150.00
5290.000	Other Expenses	580.00	500.00	12,680.00	600.00	.00
<i>Operating Expenses Totals</i>		\$195,677.54	\$234,451.15	\$386,682.52	\$435,211.00	\$418,292.00



General Fund - Centennial Hall

Budget Year 2024

Account	Account Description	2020 Actual Amount	2021 Actual Amount	2022 Actual Amount	2023 Amended Budget	2024 Budget
Fund	100 - General Fund Totals	\$699,947.52	\$667,806.16	\$787,137.46	\$1,055,494.58	\$1,016,250.80
	Net Grand Totals	\$699,947.52	\$667,806.16	\$787,137.46	\$1,055,494.58	\$1,016,250.80



General Fund - Senior Center

Budget Year 2024

Account	Account Description	2020 Actual Amount	2021 Actual Amount	2022 Actual Amount	2023 Amended Budget	2024 Budget
Fund	100 - General Fund					
	Division 540 - Public Service					
	Department 047 - Senior Citizens					
	<i>Operating Expenses</i>					
5203.001	Utilities	19,535.24	22,061.32	19,356.47	20,000.00	20,000.00
5204.000	Telephone	2,816.15	2,789.89	2,497.87	2,500.00	2,300.00
5205.000	Insurance	2,341.92	3,573.49	3,292.46	3,500.00	3,500.00
5206.000	Supplies	2,633.30	2,911.38	2,606.68	3,080.00	3,850.00
5207.000	Repairs & Maintenance	.00	.00	.00	3,234.00	3,300.00
5208.000	Bldg Repair & Maint	19,372.43	43,938.00	35,905.92	15,688.00	22,015.00
5221.000	Transportation/Vehicles	15,509.98	10,870.76	10,449.13	30,000.00	15,000.00
5290.000	Other Expenses	.00	.00	10,000.00	.00	.00
	<i>Operating Expenses Totals</i>	<u>\$62,209.02</u>	<u>\$86,144.84</u>	<u>\$84,108.53</u>	<u>\$78,002.00</u>	<u>\$69,965.00</u>
	Department 047 - Senior Citizens Totals	<u>\$62,209.02</u>	<u>\$86,144.84</u>	<u>\$84,108.53</u>	<u>\$78,002.00</u>	<u>\$69,965.00</u>
	Division 540 - Public Service Totals	<u>\$62,209.02</u>	<u>\$86,144.84</u>	<u>\$84,108.53</u>	<u>\$78,002.00</u>	<u>\$69,965.00</u>
	Fund 100 - General Fund Totals	<u>\$62,209.02</u>	<u>\$86,144.84</u>	<u>\$84,108.53</u>	<u>\$78,002.00</u>	<u>\$69,965.00</u>
	Net Grand Totals	<u>\$62,209.02</u>	<u>\$86,144.84</u>	<u>\$84,108.53</u>	<u>\$78,002.00</u>	<u>\$69,965.00</u>



General Fund - Contingency

Budget Year 2024

Account	Account Description	2020 Actual Amount	2021 Actual Amount	2022 Actual Amount	2023 Amended Budget	2024 Budget
Fund 100 - General Fund						
<i>Salaries and Wages</i>						
5110.004	Overtime	.00	7,679.45	.00	.00	.00
5110.010	Temp Wages	.00	32,121.15	.00	.00	.00
<i>Salaries and Wages Totals</i>		\$0.00	\$39,800.60	\$0.00	\$0.00	\$0.00
<i>Fringe Benefits</i>						
5120.002	SBS	.00	2,598.87	.00	.00	.00
5120.003	Medicare	.00	614.75	.00	.00	.00
5120.007	Workmen's Compensation	.00	1,883.36	.00	.00	.00
<i>Fringe Benefits Totals</i>		\$0.00	\$5,096.98	\$0.00	\$0.00	\$0.00
<i>Operating Expenses</i>						
5206.000	Supplies	64,764.70	37,497.16	.00	.00	.00
5212.000	Contracted/Purchased Serv	24,598.75	2,975.00	.00	.00	.00
5290.000	Other Expenses	.00	1,784.16	.00	.00	.00
<i>Operating Expenses Totals</i>		\$89,363.45	\$42,256.32	\$0.00	\$0.00	\$0.00
Fund 100 - General Fund Totals		\$89,363.45	\$87,153.90	\$0.00	\$0.00	\$0.00
Net Grand Totals		\$89,363.45	\$87,153.90	\$0.00	\$0.00	\$0.00



General Fund - Debt Service

Budget Year 2024

Account	Account Description	2020 Actual Amount	2021 Actual Amount	2022 Actual Amount	2023 Amended Budget	2024 Budget
Fund 100 - General Fund						
<i>Operating Expenses</i>						
5295.000	Interest Expense	7,837.19	6,298.54	4,760.88	17,355.00	2,888.00
	<i>Operating Expenses Totals</i>	\$7,837.19	\$6,298.54	\$4,760.88	\$17,355.00	\$2,888.00
<i>Cash Basis Expenditures</i>						
7301.000	Note Principal Payments	22,309.77	22,309.77	22,309.77	22,311.00	22,311.00
	<i>Cash Basis Expenditures Totals</i>	\$22,309.77	\$22,309.77	\$22,309.77	\$22,311.00	\$22,311.00
	Fund 100 - General Fund Totals	\$30,146.96	\$28,608.31	\$27,070.65	\$39,666.00	\$25,199.00
	Net Grand Totals	\$30,146.96	\$28,608.31	\$27,070.65	\$39,666.00	\$25,199.00



General Fund - School District Support

Budget Year 2024

Account	Account Description	2020 Actual Amount	2021 Actual Amount	2022 Actual Amount	2023 Amended Budget	2024 Budget
Fund 100 - General Fund						
<i>Operating Expenses</i>						
5203.000	Utilities	54,258.40	60,731.44	57,000.00	60,000.00	66,000.00
5208.000	Bldg Repair & Maint	150,000.00	150,000.00	150,050.00	150,000.00	150,000.00
5290.000	Other Expenses	7,307,735.71	7,370,580.38	8,157,150.00	8,608,868.00	8,311,498.00
<i>Operating Expenses Totals</i>		\$7,511,994.11	\$7,581,311.82	\$8,364,200.00	\$8,818,868.00	\$8,527,498.00
Fund 100 - General Fund Totals		\$7,511,994.11	\$7,581,311.82	\$8,364,200.00	\$8,818,868.00	\$8,527,498.00
Net Grand Totals		\$7,511,994.11	\$7,581,311.82	\$8,364,200.00	\$8,818,868.00	\$8,527,498.00



General Fund - Fixed Assets

Budget Year 2024

Account	Account Description	2020 Actual Amount	2021 Actual Amount	2022 Actual Amount	2023 Amended Budget	2024 Budget
Fund 100 - General Fund						
<i>Cash Basis Expenditures</i>						
7106.003	Fixed Assets-Clerk	.00	.00	.00	.00	16,000.00
7106.007	Fixed Assets-Gen Office	.00	.00	.00	.00	36,000.00
7106.021	Fixed Assets-Police Dept	231,117.71	127,965.04	.00	.00	.00
7106.022	Fixed Assets-Fire Dept	47,271.84	.00	.00	.00	.00
7106.031	Fixed Assets-Public Works	.00	.00	5,799.00	7,000.00	.00
7106.034	Fixed Assets-Recreation	.00	.00	.00	20,000.00	.00
7106.041	Fixed Assets - Library	.00	.00	.00	24,000.00	.00
7108.031	Fixed Assets-Public Works	.00	.00	.00	18,000.00	.00
<i>Cash Basis Expenditures Totals</i>		\$278,389.55	\$127,965.04	\$5,799.00	\$69,000.00	\$52,000.00
Fund 100 - General Fund Totals		\$278,389.55	\$127,965.04	\$5,799.00	\$69,000.00	\$52,000.00
Net Grand Totals		\$278,389.55	\$127,965.04	\$5,799.00	\$69,000.00	\$52,000.00




General Fund - Transfers to Other Funds

Budget Year 2024

Account	Account Description	2020 Actual Amount	2021 Actual Amount	2022 Actual Amount	2023 Amended Budget	2024 Budget
Fund 100	General Fund					
	<i>Cash Basis Expenditures</i>					
7200.000	Interfund Transfers Out	3,768,580.62	4,117,708.82	8,421,989.62	8,538,943.00	8,721,249.00
	<i>Cash Basis Expenditures Totals</i>	<u>\$3,768,580.62</u>	<u>\$4,117,708.82</u>	<u>\$8,421,989.62</u>	<u>\$8,538,943.00</u>	<u>\$8,721,249.00</u>
Fund 100	General Fund Totals	<u>\$3,768,580.62</u>	<u>\$4,117,708.82</u>	<u>\$8,421,989.62</u>	<u>\$8,538,943.00</u>	<u>\$8,721,249.00</u>
	Net Grand Totals	<u>\$3,768,580.62</u>	<u>\$4,117,708.82</u>	<u>\$8,421,989.62</u>	<u>\$8,538,943.00</u>	<u>\$8,721,249.00</u>

General Fund - Fund 700
FY2024 Capital Projects

Status	Project number	Project Description	Source -	Source -	Source -	Source -	Source -	Source -	Source - Total
			Grants (approved)	Bond Proceeds (approved)	Working Capital	Other source	Contingent Grants	Contingent Loans/Bond	Contingent Other
Authorized/in progress	90690	Police Department Heat Pumps/HVAC	-	-	216,000	-	-	-	216,000
Authorized/in progress	90739	Kettleson Memorial Library Expansion	-	-	35,000	-	-	-	35,000
Authorized/in progress	90812	Emergency Unanticipated Repairs	-	-	100,000	-	-	-	100,000
Authorized/in progress	90814	Cross Trail Multimodal Pathway Phase 6	2,382,698	-	165,171	50,000	-	-	2,597,869
Authorized/in progress	90838	Lincoln Street Paving (Harbor Way to Harbor Drive)	-	-	4,844,000	105,000	-	-	4,949,000
Authorized/in progress	90843	Lake St (DeGroff to Arrowhead) and Hirst Utility & Street Improvements	-	-	798,060	-	-	-	798,060
Authorized/in progress	90855	Sea Walk Part II	1,674,713	-	5,000	153,060	-	-	1,832,773
Authorized/in progress	90861	Asset Management/CMMS Implementation	-	-	407,400	11,600	-	-	419,000
Authorized/in progress	90866	City Hall HVAC & Controls Replacement	-	-	750,000	-	-	-	750,000
Authorized/in progress	90878	Sitka Paving 2017-Katlian Paving	-	-	152,868	-	-	-	152,868
Authorized/in progress	90885	Senior Center - ADA Ramp and Rear porch Improvements	-	-	15,000	-	-	-	15,000
Authorized/in progress	90886	Community Playground Safety Improvements	-	-	10,000	-	-	-	10,000
Authorized/in progress	90887	Lower Moller East Playground Improvements	-	-	10,000	-	-	-	10,000
Authorized/in progress	90888	Pioneer Park Shelter Improvements	-	-	15,000	-	-	-	15,000
Authorized/in progress	90907	Police Department Heat Pumps	-	-	23,000	-	-	-	23,000
Authorized/in progress	90909	No Name Mountain Master Plan	-	-	165,000	-	-	-	165,000
Authorized/in progress	90912	Crescent Harbor Restroom Replacement	1,784	-	76,000	154,000	-	-	231,784
Authorized/in progress	90925	Knutson Drive Critical Repairs	-	-	1,380,000	-	-	-	1,380,000
Authorized/in progress	90939	City Hall Building Carpet Replacement	-	-	150,000	-	-	-	150,000
Authorized/in progress	90940	HCH Cedar Trim and Lam Beam Refinishing	-	-	150,000	-	-	-	150,000
Authorized/in progress	90961	Wachusett Storm Drains (phase 2 Peterson)	200,000	-	303,371	-	580,000	-	1,083,371
Authorized/in progress	90966	CBS Facilities Condition Assessment + Schools	-	-	400,000	-	-	-	400,000
Authorized/in progress	90967	Senior Center Interior Floor Replacement Upgrade Common Areas	-	-	40,000	-	-	-	40,000
Authorized/in progress	90968	Senior Center Roof Replacement	-	-	175,000	-	-	-	175,000
Authorized/in progress	90969	Water/Wastewater Replacement at Senior Center	-	-	101,000	-	-	-	101,000
Authorized/in progress	90962	Police Mud Bay Repeater	125,000	-	-	-	-	-	125,000
Authorized/in progress	90964	2022 Tourism Projects	-	-	-	502,178	-	-	502,178
Authorized/in progress	90990	Blatchley Heat Pump Replacement	-	-	600,000	-	-	-	600,000
Authorized/in progress	90989	ADA Second Bus Shelter	-	-	29,854	-	-	-	29,854
Authorized/in progress	90992	DataCenter Disaster Recovery System	-	-	-	104,918	-	-	104,918
Authorized/in progress Total			4,384,195	-	11,116,724	1,080,756	580,000	-	17,161,675
New FY24	90812	Emergency Unanticipated Repairs	-	-	400,000	-	-	-	400,000
New FY24	90838	Lincoln Street Paving (Harbor Way to Harbor Drive) - Road, Pedestrian, Utility	-	-	345,614	-	-	-	345,614
New FY24	90843	Lake St (DeGroff to Arrowhead) and Hirst Utility & Street Improvements	-	-	1,741,480	-	-	-	1,741,480
New FY24	90855	Seawalk Phase II	-	-	-	126,940	-	-	126,940
New FY24	90878	Katlian Street Road and Utility (HPR to Lincoln) - Road, Pedestrian, Utility	-	-	926,238	-	-	-	926,238
New FY24	90885	Senior Center - ADA Ramp & Rear Porch Improvements (Roll into one SC upgrade project)	-	-	80,000	-	-	-	80,000
New FY24	TBD	Housing Study	-	-	750,000	-	-	-	750,000
New FY24	TBD	STUDY - Streets Condition Assessment	-	-	20,000	-	-	-	20,000
New FY24	TBD	Senior Center - Sprinkler Replacement	-	-	75,000	-	-	-	75,000
New FY24	TBD	Lincoln Street (Jeff Davis to Lake) Road & Utility Project - Road, Pedestrian, Utility	-	-	392,668	-	-	-	392,668
New FY24	TBD	City/State Building - Exterior Painting	-	-	50,000	-	-	-	50,000
New FY24	TBD	Fire Hall - Carpet Replacement	-	-	125,000	-	-	-	125,000
New FY24	TBD	City/State Building - Exterior Window Replacement	-	-	250,000	-	-	-	250,000
New FY24	TBD	Fire Hall - Replace Fire Alarm Control Panel	-	-	30,000	-	-	-	30,000
New FY24	90961	Wachusett Storm Drains (Peterson Phase II)	-	-	580,000	-	-	-	580,000
New FY24	90969	Water/Wastewater Replacement at Senior Center	-	-	34,000	-	-	-	34,000
New FY24 Total			-	-	5,800,000	126,940	-	-	5,926,940
Physically complete	90739	Kettleson Memorial Library Expansion	5,350,000	-	357,114	1,212,842	-	-	6,919,956
Physically complete Total			5,350,000	-	357,114	1,212,842	-	-	6,919,956
Grand Total			9,734,195	-	17,273,838	2,420,538	580,000	-	30,008,571



City and Borough of Sitka

DRAFT

ELECTRIC FUND

FISCAL YEAR 2024

Operating Budget

City and Borough of Sitka, AK

ELECTRIC FUND - SUMMARY BY EXPENDITURE TYPE

Summary

	2020 Actual Amount	2021 Actual Amount	2022 Actual Amount	2023 Amended Budget	2024 Budget
Revenue					
State Revenue	\$ 239,861.40	\$ 233,847.84	\$ 622.00	\$ 181,316.00	\$ 208,058.00
Federal Revenue	\$ 579,979.06	\$ 9,701.27	\$ 25,434.51	\$ -	\$ -
Operating Revenue	\$ 16,786,994.13	\$ 18,314,208.43	\$ 19,653,916.11	\$ 19,729,122.00	\$ 20,538,280.00
Other Operating Revenue	\$ 79,874.43	\$ 382,371.64	\$ 188,414.68	\$ 193,809.00	\$ 200,000.00
Uses of Property & Investments	\$ 902,228.27	\$ (80,759.78)	\$ (582,019.92)	\$ 244,000.00	\$ 250,000.00
Interfund Billings	\$ -	\$ -	\$ -	\$ -	\$ -
Miscellaneous Revenue	\$ 2,974.97	\$ 4,014.86	\$ 261,159.83	\$ 15,000.00	\$ 25,000.00
Cash Basis Receipts	\$ 2,095,834.68	\$ 260,990.47	\$ 8,846,702.00	\$ 198,200.00	\$ 198,000.00
Revenue Totals	\$ 20,687,746.94	\$ 19,124,374.73	\$ 28,394,229.21	\$ 20,561,447.00	\$ 21,419,338.00
Expenditures					
Salaries and Wages	\$ 2,624,188.79	\$ 2,474,516.37	\$ 2,779,350.12	\$ 3,368,573.95	\$ 3,302,545.84
Fringe Benefits	\$ 702,747.22	\$ 1,031,441.58	\$ 964,861.51	\$ 1,939,085.37	\$ 2,214,795.39
Operating Expenses	\$ 9,759,551.02	\$ 6,380,958.25	\$ 7,299,841.19	\$ 9,121,170.04	\$ 9,206,548.00
Other Financing Uses	\$ -	\$ 784,336.08	\$ -	\$ -	\$ -
Amortization & Depreciation	\$ 7,959,324.43	\$ 7,903,250.05	\$ 8,250,132.24	\$ 7,903,252.00	\$ 8,212,389.00
Cash Basis Expenditures	\$ 1,600,769.31	\$ 2,174,289.53	\$ 1,722,368.20	\$ 7,054,120.00	\$ 7,378,851.00
Expenditure Totals	\$ 22,646,580.77	\$ 20,748,791.86	\$ 21,016,553.26	\$ 29,386,201.36	\$ 30,315,129.23
Fund Total: Electric Fund	\$ (1,958,833.83)	\$ (1,624,417.13)	\$ 7,377,675.95	\$ (8,824,754.36)	\$ (8,895,791.23)

City and Borough of Sitka, AK

ELECTRIC FUND - SUMMARY BY DEPARTMENT

Summary

	2020 Actual Amount	2021 Actual Amount	2022 Actual Amount	2023 Amended Budget	2024 Budget
Revenue					
State Revenue	\$ 239,861.40	\$ 233,847.84	\$ 622.00	\$ 181,316.00	\$ 208,058.00
Federal Revenue	\$ 579,979.06	\$ 9,701.27	\$ 25,434.51	\$ -	\$ -
Operating Revenue	\$ 16,786,994.13	\$ 18,314,208.43	\$ 19,653,916.11	\$ 19,729,122.00	\$ 20,538,280.00
Other Operating Revenue	\$ 79,874.43	\$ 382,371.64	\$ 188,414.68	\$ 193,809.00	\$ 200,000.00
Uses of Prop & Investment	\$ 902,228.27	\$ (80,759.78)	\$ (582,019.92)	\$ 244,000.00	\$ 250,000.00
Interfund Billings	\$ -	\$ -	\$ -	\$ -	\$ -
Miscellaneous	\$ 2,974.97	\$ 4,014.86	\$ 261,159.83	\$ 15,000.00	\$ 25,000.00
Cash Basis Receipts	\$ 2,095,834.68	\$ 260,990.47	\$ 8,846,702.00	\$ 198,200.00	\$ 198,000.00
Revenue Totals	\$ 20,687,746.94	\$ 19,124,374.73	\$ 28,394,229.21	\$ 20,561,447.00	\$ 21,419,338.00
Expenditures					
Administration	\$ 771,243.83	\$ 1,638,178.72	\$ 1,442,526.00	\$ 3,199,438.56	\$ 3,325,450.44
Stores	\$ 190,329.18	\$ 196,519.04	\$ 191,969.72	\$ 202,591.79	\$ 208,269.17
Green lake	\$ 724,826.59	\$ 801,251.99	\$ 977,903.79	\$ 1,309,818.77	\$ 1,268,183.21
Blue lake	\$ 2,086,142.63	\$ 1,942,989.78	\$ 2,229,774.43	\$ 2,446,208.83	\$ 2,426,862.83
Diesel Plant	\$ 601,521.95	\$ 427,398.32	\$ 555,184.13	\$ 966,004.64	\$ 950,719.40
Switchyard	\$ 26,943.14	\$ 98,695.21	\$ 34,801.57	\$ 40,685.40	\$ 23,000.00
Line Maintenance	\$ 168,692.68	\$ 139,154.97	\$ 180,481.32	\$ 203,500.00	\$ 209,500.00
Substation Maintenance	\$ 34,339.92	\$ 9,171.86	\$ 17,087.86	\$ 18,901.52	\$ 18,000.00
Distribution	\$ 2,139,156.83	\$ 1,505,675.85	\$ 1,787,927.35	\$ 2,071,308.67	\$ 2,366,991.27
Metering	\$ 417,760.88	\$ 432,867.19	\$ 502,517.28	\$ 566,309.18	\$ 572,106.91
Jobbing	\$ 155,459.74	\$ 183,875.04	\$ 156,831.38	\$ 130,000.00	\$ 150,000.00
Depreciation/Amortization	\$ 7,959,324.43	\$ 7,903,250.05	\$ 8,250,132.24	\$ 7,903,252.00	\$ 8,212,389.00
Debt Payments	\$ 5,840,838.97	\$ 2,579,920.76	\$ 3,034,416.19	\$ 6,726,277.00	\$ 6,758,657.00
Fixed Asset Acquisition	\$ -	\$ -	\$ -	\$ 58,275.00	\$ 50,000.00
Transfers to Capital Projects and Other Funds	\$ 1,530,000.00	\$ 2,105,507.00	\$ 1,655,000.00	\$ 3,543,630.00	\$ 3,775,000.00
Other	\$ -	\$ 784,336.08	\$ -	\$ -	\$ -
Expenditure Totals	\$ 22,646,580.77	\$ 20,748,791.86	\$ 21,016,553.26	\$ 29,386,201.36	\$ 30,315,129.23
Fund Total: Electric Fund	\$ (1,958,833.83)	\$ (1,624,417.13)	\$ 7,377,675.95	\$ (8,824,754.36)	\$ (8,895,791.23)



Electric Fund

Budget Year 2024

Account	Account Description	2020 Actual Amount	2021 Actual Amount	2022 Actual Amount	2023 Amended Budget	2024 Budget
Fund 200 - Electric Fund						
<i>Salaries and Wages</i>						
5110.001	Regular Salaries/Wages	1,960,339.52	1,751,921.92	2,006,624.15	2,993,573.95	2,927,545.84
5110.002	Holidays	105,402.93	90,346.84	102,420.53	.00	.00
5110.003	Sick Leave	127,090.89	93,960.90	95,715.18	.00	.00
5110.004	Overtime	240,183.39	263,888.50	270,370.10	200,000.00	200,000.00
5110.010	Temp Wages	191,172.06	274,398.21	304,220.16	175,000.00	175,000.00
<i>Salaries and Wages Totals</i>		\$2,624,188.79	\$2,474,516.37	\$2,779,350.12	\$3,368,573.95	\$3,302,545.84
<i>Fringe Benefits</i>						
5120.001	Annual Leave	207,190.07	170,016.05	217,351.81	96,744.00	99,287.00
5120.002	SBS	172,454.63	158,317.40	174,053.09	204,395.66	201,583.62
5120.003	Medicare	42,384.96	38,341.77	42,744.54	50,276.71	49,348.33
5120.004	PERS	743,486.91	457,945.42	543,623.29	677,903.13	688,060.18
5120.005	Health Insurance	433,843.18	445,132.96	478,318.26	661,261.44	760,631.28
5120.006	Life Insurance	295.11	240.52	263.69	235.56	235.56
5120.007	Workmen's Compensation	130,290.36	80,326.21	70,800.46	66,900.87	53,021.17
5120.008	Unemployment	3,330.00	19,939.56	.00	.00	.00
5120.009	IBEW Benefits	.00	90,627.94	93,135.37	52.00	154,570.00
5120.011	PERS on Behalf	.00	(173,800.25)	188,715.00	181,316.00	208,058.25
5400.000	OPEB Expense	(1,030,528.00)	(255,646.00)	(844,144.00)	.00	.00
<i>Fringe Benefits Totals</i>		\$702,747.22	\$1,031,441.58	\$964,861.51	\$1,939,085.37	\$2,214,795.39
<i>Operating Expenses</i>						
5201.000	Training and Travel	35,554.39	17,628.96	20,368.14	53,500.00	36,500.00
5202.000	Uniforms	8,664.71	7,258.18	19,818.83	33,301.44	32,700.00
5203.001	Utilities	29,954.63	33,759.25	29,581.21	60,000.00	33,000.00
5203.005	Heating Fuel	42,217.23	39,061.05	81,745.20	232,600.00	240,600.00
5204.000	Telephone	21,052.06	18,204.80	18,066.58	19,800.00	19,800.00
5204.001	Cell Phone Stipend	665.00	154.17	1,500.00	3,000.00	8,100.00
5205.000	Insurance	750,491.88	924,383.40	1,021,848.07	1,036,670.00	1,037,970.00
5206.000	Supplies	257,050.71	293,780.26	287,834.25	393,137.16	392,900.00
5207.000	Repairs & Maintenance	195,816.34	100,411.07	150,596.74	299,851.22	318,000.00
5208.000	Bldg Repair & Maint	17,770.98	13,588.00	17,859.96	18,788.00	31,001.00
5211.000	Data Processing Fees	144,834.96	156,791.04	169,518.96	187,094.00	296,870.00
5212.000	Contracted/Purchased Serv	785,714.43	525,773.39	722,049.65	1,437,535.13	1,205,360.00
5214.000	Interdepartment Services	870,206.02	898,855.21	948,787.19	1,002,440.00	1,048,324.00




Electric Fund

Budget Year 2024

Account	Account Description	2020 Actual Amount	2021 Actual Amount	2022 Actual Amount	2023 Amended Budget	2024 Budget
Fund 200 - Electric Fund						
<i>Operating Expenses</i>						
5221.000	Transportation/Vehicles	305,993.14	216,032.94	244,582.20	258,106.00	469,057.00
5222.000	Postage	6,148.71	3,659.58	7,191.92	6,500.00	7,210.00
5223.000	Tools & Small Equipment	69,117.24	52,296.08	69,743.11	91,485.09	85,750.00
5224.000	Dues & Publications	16,662.42	16,583.07	9,648.06	47,900.00	18,900.00
5226.000	Advertising	4,868.80	3,067.90	5,870.44	5,000.00	6,000.00
5227.002	Rent-Equipment	452.53	548.00	266.85	7,000.00	7,300.00
5227.003	Rent-Other	15,232.50	.00	.00	.00	.00
5230.000	Bad Debts	20,514.67	134,816.39	33,058.88	120,000.00	120,000.00
5231.000	Credit Card Expense	144,489.15	158,826.15	202,852.85	160,000.00	190,000.00
5290.000	Other Expenses	175,239.55	185,558.60	202,635.91	175,200.00	198,200.00
5295.000	Interest Expense	5,835,338.97	2,574,920.76	3,029,916.19	3,472,262.00	3,403,006.00
5297.000	Debt Admin Expense	5,500.00	5,000.00	4,500.00	.00	.00
<i>Operating Expenses Totals</i>		\$9,759,551.02	\$6,380,958.25	\$7,299,841.19	\$9,121,170.04	\$9,206,548.00
<i>Amortization & Depreciation</i>						
6101.100	Amortization - FERC lic	.00	.00	100,785.01	.00	19,827.00
6201.000	Depreciation-Land Improve	9,239.20	15,149.76	15,149.76	15,150.00	15,150.00
6202.000	Depreciation-Plants	7,791,614.14	7,727,765.62	7,973,862.71	7,727,766.00	7,973,863.00
6205.000	Depreciation-Buildings	50,439.12	50,439.12	50,439.12	50,440.00	50,440.00
6206.000	Depreciation-Machinery	65,470.51	66,682.98	66,683.04	66,683.00	109,896.00
6208.000	Deprec-Furniture/Fixtures	7,940.04	7,939.92	7,939.92	7,940.00	7,940.00
6209.000	Deprec-Heat Conversions	34,621.42	35,272.65	35,272.68	35,273.00	35,273.00
<i>Amortization & Depreciation Totals</i>		\$7,959,324.43	\$7,903,250.05	\$8,250,132.24	\$7,903,252.00	\$8,212,389.00
<i>Other Financing Uses</i>						
7740.000	Bonds issuance costs	.00	784,336.08	.00	.00	.00
<i>Other Financing Uses Totals</i>		\$0.00	\$784,336.08	\$0.00	\$0.00	\$0.00
<i>Cash Basis Expenditures</i>						
5291.000	Utility Subsidization	70,769.31	68,782.53	67,368.20	198,200.00	198,200.00
7106.000	Fixed Assets-Machinery	.00	.00	.00	58,275.00	50,000.00
7200.000	Interfund Transfers Out	1,530,000.00	2,105,507.00	1,655,000.00	3,543,630.00	3,775,000.00
7301.000	Note Principal Payments	.00	.00	.00	109,015.00	110,651.00
7302.000	Bond Principal Payments	.00	.00	.00	3,145,000.00	3,245,000.00
<i>Cash Basis Expenditures Totals</i>		\$1,600,769.31	\$2,174,289.53	\$1,722,368.20	\$7,054,120.00	\$7,378,851.00
Fund 200 - Electric Fund Totals		\$22,646,580.77	\$20,748,791.86	\$21,016,553.26	\$29,386,201.36	\$30,315,129.23

Electric Fund - Fund 710
FY2024 Capital Projects

Status	Project number	Project Description	Source - Grants (approved)	Source - Loans/ Bond Proceeds (approved)	Source - Working Capital	Source - Other source	Source - Contingent Grants	Source - Contingent Loans/Bonding	Source - Contingent Other	Source- Total authorized (approved + contingent)
Authorized/in progress	90261	Island Improvements	-	-	545,000	24,500	-	-	-	569,500
Authorized/in progress	90410	SCADA System Enhancements	-	-	775,336	-	-	-	-	775,336
Authorized/in progress	90610	Blue Lake FERC License Mitigation	-	-	243,251	-	-	-	-	243,251
Authorized/in progress	90777	Metering	-	-	835,000	-	-	-	-	835,000
Authorized/in progress	90823	Marine St. N-1 Design to New HPR	-	-	6,011,665	-	-	-	-	6,011,665
Authorized/in progress	90829	Harbor Meters	-	-	296,327	-	-	-	-	296,327
Authorized/in progress	90839	Green Lake Power Plant 35 Year Overhaul-Phase 1	395,507	-	4,004,605	-	-	4,000,000	-	8,400,112
Authorized/in progress	90840	Green Lake Power Plant Pre Overhaul Inspection	-	-	374,256	-	-	-	-	374,256
Authorized/in progress	90841	Jarvis Fuel System Repairs and Storage Tanks	-	-	304,458	-	-	-	-	304,458
Authorized/in progress	90868	69 kv Thimbleberry Trans Line Bypass	-	-	5,000	-	-	-	-	5,000
Authorized/in progress	90884	Blue Lake Dam Completion	-	-	39,133	-	-	-	-	39,133
Authorized/in progress	90942	Master Plan/rate study	-	-	250,000	-	-	-	-	250,000
Authorized/in progress	90943	Asset management/GIS	-	-	35,000	-	-	-	-	35,000
Authorized/in progress	90944	Howell -- Bunger valve/gate	-	-	150,000	-	-	-	-	150,000
Authorized/in progress	90945	Facility security cameras	-	-	50,000	-	-	-	-	50,000
Authorized/in progress	90946	Mobile diesel generator	-	-	40,000	-	-	-	-	40,000
Authorized/in progress	90947	Green Lake Excitation upgrade	-	-	125,000	-	-	-	-	125,000
Authorized/in progress	90948	Green Lake Dam power cable replacement	-	-	100,000	-	-	-	-	100,000
Authorized/in progress	90949	Wind Metering Towers	-	-	30,000	-	-	-	-	30,000
Authorized/in progress	90970	Blue Lake upgrades	-	-	191,000	-	-	-	-	191,000
Authorized/in progress	90971	Green Lake upgrades	-	-	203,000	-	-	-	-	203,000
Authorized/in progress	90972	Green Lake Phase 2/3	-	-	15,000	-	5,500,000	-	-	5,515,000
Authorized/in progress	90973	Regulatory/FERC	-	-	200,000	-	-	-	-	200,000
Authorized/in progress	90974	Future Initiatives	-	-	50,000	-	-	-	-	50,000
Authorized/in progress	90975	Diesel Generation upgrades	-	-	1,200,000	-	-	-	-	1,200,000
Authorized/in progress	90976	Transmission and Distribution (Feeder Improvements)	-	-	1,457,003	-	-	-	-	1,457,003
Authorized/in progress	90977	Substation upgrades	-	-	200,000	-	-	-	-	200,000
Authorized/in progress	90978	Grid Expansion	-	-	125,000	-	-	-	-	125,000
Authorized/in progress Total			395,507	-	17,855,034	24,500	5,500,000	4,000,000	-	27,775,041
New FY24	90261	Island Improvements	-	-	200,000	-	-	-	-	200,000
New FY24	90410	SCADA Communication Upgrades	-	-	110,000	-	-	-	-	110,000
New FY24	90777	Metering	-	-	260,000	-	-	-	-	260,000
New FY24	90839	Green Lake Power Plant 35 Year Overhaul-Phase 1	-	2,500,000	(2,500,000)	-	-	(2,500,000)	-	(2,500,000)
New FY24	90942	Master Plan/rate study	-	-	150,000	-	-	-	-	150,000
New FY24	90970	Blue Lake upgrades	-	-	450,000	-	-	-	-	450,000
New FY24	90971	Green Lake upgrades	-	-	175,000	-	-	-	-	175,000
New FY24	90972	Green Lake Phase 2/3	-	-	2,500,000	-	-	-	-	2,500,000
New FY24	90973	Regulatory/FERC	-	-	350,000	-	-	-	-	350,000
New FY24	90974	Future Initiatives	-	-	15,000	-	-	-	-	15,000
New FY24	90975	Diesel Generation upgrades	-	-	1,065,000	-	-	-	-	1,065,000
New FY24	90976	Transmission and Distribution (Feeder Improvements)	-	-	595,000	-	-	-	-	595,000
New FY24	90977	Substation upgrades	-	-	280,000	-	-	-	-	280,000
New FY24	90978	Grid Expansion	-	-	125,000	-	-	-	-	125,000
New FY24 Total			-	2,500,000	3,775,000	-	-	(2,500,000)	-	3,775,000
Grand Total			395,507	2,500,000	21,630,034	24,500	5,500,000	1,500,000	-	31,550,041



City and Borough of Sitka

DRAFT

WATER FUND

FISCAL YEAR 2024

Operating Budget

City and Borough of Sitka, AK

WATER FUND - SUMMARY BY EXPENDITURE TYPE

	2020 Actual Amount	2021 Actual Amount	2022 Actual Amount	2023 Amended Budget	2024 Budget
Revenue					
State Revenue	\$ 19,631.13	\$ 23,575.95	\$ 58.00	\$ 16,886.00	\$ 19,412.00
Federal Revenue	\$ -	\$ -	\$ -	\$ -	\$ -
Operating Revenue	\$ 2,842,379.41	\$ 2,888,751.36	\$ 3,117,652.09	\$ 3,249,944.00	\$ 3,503,200.00
Other Operating Revenue	\$ 12,160.00	\$ 17,925.00	\$ 26,600.00	\$ 30,000.00	\$ 15,000.00
Uses of Property & Investments	\$ 165,892.73	\$ (45,150.50)	\$ (19,752.59)	\$ 25,000.00	\$ 30,000.00
Interfund Billings	\$ -	\$ -	\$ -	\$ -	\$ -
Miscellaneous Revenue	\$ 5,016.22	\$ 726.73	\$ 4,513.49	\$ 3,000.00	\$ 7,000.00
Cash Basis Receipts	\$ 1,612,035.76	\$ 189,067.29	\$ 530,000.00	\$ 40,000.00	\$ -
Revenue Totals	\$ 4,657,115.25	\$ 3,074,895.83	\$ 3,659,070.99	\$ 3,364,830.00	\$ 3,574,612.00
Expenditures					
Salaries and Wages	\$ 202,879.13	\$ 212,907.48	\$ 210,736.92	\$ 284,711.60	\$ 296,966.18
Fringe Benefits	\$ 79,169.24	\$ 215,847.30	\$ 95,451.00	\$ 205,673.61	\$ 222,091.54
Operating Expenses	\$ 1,010,300.75	\$ 1,038,956.63	\$ 1,081,423.68	\$ 1,149,470.42	\$ 1,726,257.00
Amortization & Depreciation	\$ 1,352,697.72	\$ 1,392,249.75	\$ 1,396,777.31	\$ 1,392,251.00	\$ 1,396,779.00
Other Financing Uses	\$ -	\$ -	\$ -	\$ -	\$ -
Cash Basis Expenditures	\$ 657,000.00	\$ 5,760,165.31	\$ 9,091,361.20	\$ 626,018.00	\$ 2,553,392.00
Expenditure Totals	\$ 3,302,046.84	\$ 8,620,126.47	\$ 11,875,750.11	\$ 3,658,124.63	\$ 6,195,485.72
Fund Total: Water Fund	\$ 1,355,068.41	\$ (5,545,230.64)	\$ (8,216,679.12)	\$ (293,294.63)	\$ (2,620,873.72)

City and Borough of Sitka, AK

WATER FUND - SUMMARY BY DEPARTMENT

Summary

	2020 Actual Amount	2021 Actual Amount	2022 Actual Amount	2023 Amended Budget	2024 Budget
Revenue					
State Revenue	\$ 19,631.13	\$ 23,575.95	\$ 58.00	\$ 16,886.00	\$ 19,412.00
Federal Revenue	\$ -	\$ -	\$ -	\$ -	\$ -
Operating Revenue	\$ 2,842,379.41	\$ 2,888,751.36	\$ 3,117,652.09	\$ 3,249,944.00	\$ 3,503,200.00
Other Operating Revenue	\$ -	\$ -	\$ -	\$ -	\$ -
Non-Operating Revenue	\$ 12,160.00	\$ 17,925.00	\$ 26,600.00	\$ 30,000.00	\$ 15,000.00
Uses of Prop & Investment	\$ 165,892.73	\$ (45,150.50)	\$ (19,752.59)	\$ 25,000.00	\$ 30,000.00
Interfund Billings	\$ -	\$ -	\$ -	\$ -	\$ -
Miscellaneous	\$ 5,016.22	\$ 726.73	\$ 4,513.49	\$ 3,000.00	\$ 7,000.00
Cash Basis Receipts	\$ 1,612,035.76	\$ 189,067.29	\$ 530,000.00	\$ 40,000.00	\$ -
Revenue Totals	\$ 4,657,115.25	\$ 3,074,895.83	\$ 3,659,070.99	\$ 3,364,830.00	\$ 3,574,612.00
Expenditures					
Administration	\$ 510,752.32	\$ 601,817.92	\$ 543,559.01	\$ 527,283.74	\$ 673,173.69
Distribution	\$ 413,968.68	\$ 461,779.33	\$ 413,847.67	\$ 634,470.85	\$ 764,391.98
Treatment	\$ 268,796.40	\$ 310,572.58	\$ 280,683.66	\$ 276,431.04	\$ 384,207.05
Jobbing					
Depreciation/Amortization	\$ 1,352,697.72	\$ 1,392,249.75	\$ 1,396,777.31	\$ 1,392,251.00	\$ 1,396,779.00
Debt Payments	\$ 98,831.72	\$ 93,541.58	\$ 149,521.26	\$ 616,688.00	\$ 1,756,934.00
Fixed Asset Acquisition			\$ -	\$ 61,000.00	\$ -
Transfers to Capital Projects and Other Funds	\$ 657,000.00	\$ 5,760,165.31	\$ 9,091,361.20	\$ 150,000.00	\$ 1,220,000.00
Expenditure Totals	\$ 3,302,046.84	\$ 8,620,126.47	\$ 11,875,750.11	\$ 3,658,124.63	\$ 6,195,485.72
Fund Total: Water Fund	\$ 1,355,068.41	\$ (5,545,230.64)	\$ (8,216,679.12)	\$ (293,294.63)	\$ (2,620,873.72)



Water Fund

Budget Year 2024

Account	Account Description	2020 Actual Amount	2021 Actual Amount	2022 Actual Amount	2023 Amended Budget	2024 Budget
Fund 210 - Water Fund						
<i>Salaries and Wages</i>						
5110.001	Regular Salaries/Wages	161,928.46	173,427.61	172,474.35	241,711.60	253,966.18
5110.002	Holidays	8,988.72	8,782.36	10,298.85	.00	.00
5110.003	Sick Leave	20,739.62	12,375.99	10,627.21	.00	.00
5110.004	Overtime	11,222.33	18,321.52	17,336.51	23,000.00	23,000.00
5110.010	Temp Wages	.00	.00	.00	20,000.00	20,000.00
<i>Salaries and Wages Totals</i>		\$202,879.13	\$212,907.48	\$210,736.92	\$284,711.60	\$296,966.18
<i>Fringe Benefits</i>						
5120.001	Annual Leave	21,517.30	22,906.64	25,789.60	13,932.00	14,740.00
5120.002	SBS	13,768.84	14,267.60	14,621.99	18,306.76	19,107.61
5120.003	Medicare	3,256.93	3,374.88	3,458.72	4,330.33	4,519.74
5120.004	PERS	55,729.19	48,612.47	52,254.28	58,236.40	60,932.46
5120.005	Health Insurance	69,662.20	87,089.79	77,437.43	85,369.92	94,724.76
5120.006	Life Insurance	42.48	42.48	42.48	42.48	42.48
5120.007	Workmen's Compensation	9,822.30	7,701.49	7,104.50	8,569.72	8,612.07
5120.011	PERS on Behalf	.00	59,084.95	(8,995.00)	16,886.00	19,412.42
5400.000	OPEB Expense	(94,630.00)	(27,233.00)	(76,263.00)	.00	.00
<i>Fringe Benefits Totals</i>		\$79,169.24	\$215,847.30	\$95,451.00	\$205,673.61	\$222,091.54
<i>Operating Expenses</i>						
5201.000	Training and Travel	4,130.18	2,638.89	10,505.09	8,500.00	8,500.00
5202.000	Uniforms	846.70	622.29	583.01	1,000.00	1,000.00
5203.001	Utilities	97,359.95	84,980.79	101,565.05	86,000.00	190,000.00
5203.005	Heating Fuel	2,141.15	1,425.24	3,945.17	.00	3,500.00
5204.001	Cell Phone Stipend	900.00	900.00	900.00	900.00	900.00
5205.000	Insurance	39,554.58	56,067.15	55,185.02	61,770.00	80,000.00
5206.000	Supplies	94,429.39	106,532.43	111,599.44	172,868.67	141,500.00
5207.000	Repairs & Maintenance	10,219.75	31,550.73	30,317.92	45,400.00	84,000.00
5208.000	Bldg Repair & Maint	10,399.28	4,313.00	4,837.92	8,338.00	12,521.00
5211.000	Data Processing Fees	31,893.00	33,645.96	38,731.92	30,466.00	50,364.00
5212.000	Contracted/Purchased Serv	36,984.38	36,748.02	36,751.57	90,474.75	81,700.00
5214.000	Interdepartment Services	468,137.80	449,379.10	449,717.14	253,507.00	354,765.00
5221.000	Transportation/Vehicles	12,442.75	13,784.02	22,492.92	24,007.00	40,765.00
5222.000	Postage	6,567.40	4,631.29	7,565.15	7,000.00	7,800.00
5223.000	Tools & Small Equipment	315.32	2,053.05	6,087.00	18,969.00	16,800.00




Water Fund

Budget Year 2024

Account	Account Description	2020 Actual Amount	2021 Actual Amount	2022 Actual Amount	2023 Amended Budget	2024 Budget
Fund 210 - Water Fund						
<i>Operating Expenses</i>						
5224.000	Dues & Publications	1,282.28	574.00	1,079.00	2,000.00	2,000.00
5226.000	Advertising	202.05	484.75	77.60	1,100.00	1,100.00
5227.002	Rent-Equipment	2,192.55	.00	244.60	3,000.00	3,000.00
5230.000	Bad Debts	6,218.83	36,620.62	9,886.58	35,000.00	35,000.00
5231.000	Credit Card Expense	26,262.14	25,837.54	34,975.07	35,000.00	35,000.00
5290.000	Other Expenses	29,172.42	447.42	2,305.25	2,500.00	2,500.00
5290.100	Unanticipated Repairs	29,817.13	52,178.76	2,550.00	60,000.00	150,000.00
5295.000	Interest Expense	98,831.72	93,541.58	149,521.26	201,670.00	423,542.00
<i>Operating Expenses Totals</i>		\$1,010,300.75	\$1,038,956.63	\$1,081,423.68	\$1,149,470.42	\$1,726,257.00
<i>Amortization & Depreciation</i>						
6202.000	Depreciation-Plants	1,050,425.39	1,083,806.81	1,084,595.12	1,083,807.00	1,084,596.00
6205.000	Depreciation-Buildings	296,720.40	296,720.40	296,720.40	296,721.00	296,721.00
6206.000	Depreciation-Machinery	5,551.93	11,722.54	15,461.79	11,723.00	15,462.00
<i>Amortization & Depreciation Totals</i>		\$1,352,697.72	\$1,392,249.75	\$1,396,777.31	\$1,392,251.00	\$1,396,779.00
<i>Cash Basis Expenditures</i>						
7106.000	Fixed Assets-Machinery	.00	.00	.00	61,000.00	.00
7200.000	Interfund Transfers Out	657,000.00	5,760,165.31	9,091,361.20	150,000.00	1,220,000.00
7301.000	Note Principal Payments	.00	.00	.00	415,018.00	1,333,392.00
<i>Cash Basis Expenditures Totals</i>		\$657,000.00	\$5,760,165.31	\$9,091,361.20	\$626,018.00	\$2,553,392.00
Fund 210 - Water Fund Totals		\$3,302,046.84	\$8,620,126.47	\$11,875,750.11	\$3,658,124.63	\$6,195,485.72
Net Grand Totals		\$3,302,046.84	\$8,620,126.47	\$11,875,750.11	\$3,658,124.63	\$6,195,485.72

Water Fund - Fund 720
FY2024 Capital Projects

Status	Project number	Project Description	Source -						Source - Total authorized (approved + contingent)
			Grants (approved)	Loans/ Bond Proceeds (approved)	Working Capital	Other source	Contingent Grants	Contingent Loans/Bonding	
Authorized/in progress	90531	Monastery St (DeGroff to Arrowhead) and Kinkead Utility & Street Improvements	-	-	-	-	-	-	-
Authorized/in progress	90833	Critical Secondary Water Supply	-	17,620,000	530,000	-	-	-	18,150,000
Authorized/in progress	90838	Lincoln Street Paving (Harbor Way to Harbor Drive)	-	-	80,000	-	-	-	80,000
Authorized/in progress	90843	Lake St (DeGroff to Arrowhead) and Hirst Utility & Street Improvements	-	1,500,000	100,000	-	-	-	1,600,000
Authorized/in progress	90870	Water Master Plan	-	-	100,000	-	-	-	100,000
Authorized/in progress	90883	Water Transmission Main Emergency repair	-	-	400,000	-	-	-	400,000
Authorized/in progress	90889	Blue Lake Watershed Plan	-	-	35,000	-	-	-	35,000
Authorized/in progress	90893	SCADA Reporting Software	-	-	10,000	-	-	-	10,000
Authorized/in progress	90894	Asset Management/CMMS Implementation	-	-	60,000	-	-	-	60,000
Authorized/in progress	90913	Water Tanks-Interior Condition Assesment Exterior Painting	-	-	40,000	-	-	-	40,000
Authorized/in progress	90914	Transmission Main Condition Assessment	-	-	150,000	-	-	-	150,000
Authorized/in progress	90981	SCADA Communications Upgrades	-	-	30,000	-	-	-	30,000
Authorized/in progress	90979	Distribution System Water Meter Installation	-	-	25,000	-	-	-	25,000
Authorized/in progress	90980	Gibson St Water Project	-	-	75,000	-	-	-	75,000
Authorized/in progress Total			-	19,120,000	1,635,000	-	-	-	20,755,000
New FY24	90843	Lake St (DeGroff to Arrowhead) and Hirst Utility & Street Improvements	-	-	-	-	-	895,000	895,000
New FY24	TBD	Kirkman Drive Water Main Replacement	-	-	220,000	-	-	-	220,000
New FY24	TBD	Booster Station Communications and VFDs	-	-	450,000	-	-	-	450,000
New FY24	TBD	Emergency Unanticipated Capital Repairs	-	-	150,000	-	-	-	150,000
New FY24	90979	Distribution System Water Meter Installation	-	-	400,000	-	-	-	400,000
New FY24 Total			-	-	1,220,000	-	-	895,000	2,115,000
Physically complete	90652	UV Disinfection Feasibility	5,561,000	6,550,000	18,000	-	-	-	12,129,000
Physically complete Total			5,561,000	6,550,000	18,000	-	-	-	12,129,000
Grand Total			5,561,000	25,670,000	2,873,000	-	-	895,000	34,999,000



City and Borough of Sitka

DRAFT

WASTEWATER FUND

FISCAL YEAR 2024

Operating Budget

City and Borough of Sitka, AK

WASTEWATER TREATMENT FUND - SUMMARY BY EXPENDITURE TYPE

	2020 Actual Amount	2021 Actual Amount	2022 Actual Amount	2023 Amended Budget	2024 Budget
Revenue					
State Revenue	\$ 57,694.85	\$ 69,157.74	\$ 167.00	\$ 51,718.00	\$ 55,970.00
Federal Revenue	\$ -	\$ 13,397.01	\$ -	\$ -	\$ -
Operating Revenue	\$ 3,520,556.68	\$ 3,576,595.35	\$ 3,758,797.24	\$ 3,896,664.00	\$ 4,351,000.00
Other Operating Revenue	\$ 12,920.00	\$ 15,380.00	\$ 27,125.00	\$ 30,000.00	\$ 15,000.00
Uses of Property & Investments	\$ 274,054.96	\$ (26,602.00)	\$ (312,090.09)	\$ 71,200.00	\$ 75,000.00
Interfund Billings	\$ -	\$ -	\$ -	\$ -	\$ -
Miscellaneous Revenue	\$ 760.27	\$ 3,197.68	\$ 3,693.36	\$ 3,000.00	\$ 7,500.00
Cash Basis Receipts	\$ 1,154,157.97	\$ 286,716.48	\$ 10,846,800.43	\$ 80,000.00	\$ -
Revenue Totals	\$ 5,020,144.73	\$ 3,937,842.26	\$ 14,324,492.94	\$ 4,132,582.00	\$ 4,504,470.00
Expenditures					
Salaries and Wages	\$ 601,094.48	\$ 630,310.74	\$ 629,526.50	\$ 808,398.72	\$ 887,089.20
Fringe Benefits	\$ 335,717.90	\$ 654,976.00	\$ 434,232.03	\$ 576,754.68	\$ 618,147.76
Operating Expenses	\$ 1,312,000.16	\$ 1,460,809.64	\$ 1,533,702.47	\$ 1,524,521.88	\$ 2,013,074.00
Amortization & Depreciation	\$ 889,453.05	\$ 883,546.97	\$ 1,159,828.42	\$ 883,549.00	\$ 1,159,831.00
Other Financing Uses		\$ -	\$ -	\$ -	\$ -
Cash Basis Expenditures	\$ 370,000.43	\$ 9,180,802.24	\$ 901,611.00	\$ 497,319.00	\$ 3,543,422.00
Expenditure Totals	\$ 3,508,266.02	\$ 12,810,445.59	\$ 4,658,900.42	\$ 4,290,543.28	\$ 8,221,563.96
Fund Total: Wastewater Treatment Fund	\$ 1,511,878.71	\$ (8,872,603.33)	\$ 9,665,592.52	\$ (157,961.28)	\$ (3,717,093.96)

City and Borough of Sitka, AK

WASTEWATER TREATMENT FUND - SUMMARY BY DEPARTMENT

Summary

	2020 Actual Amount	2021 Actual Amount	2022 Actual Amount	2023 Amended Budget	2024 Budget
Revenue					
State Revenue	\$ 57,694.85	\$ 69,157.74	\$ 167.00	\$ 51,718.00	\$ 55,970.00
Federal Revenue	\$ -	\$ 13,397.01	\$ -	\$ -	\$ -
Operating Revenue	\$ 3,520,556.68	\$ 3,576,595.35	\$ 3,758,797.24	\$ 3,896,664.00	\$ 4,351,000.00
Other Operating Revenue	\$ -	\$ -	\$ -	\$ -	\$ -
Non-Operating Revenue	\$ 12,920.00	\$ 15,380.00	\$ 27,125.00	\$ 30,000.00	\$ 15,000.00
Uses of Prop & Investment	\$ 274,054.96	\$ (26,602.00)	\$ (312,090.09)	\$ 71,200.00	\$ 75,000.00
Interfund Billings	\$ -	\$ -	\$ -	\$ -	\$ -
Cash Basis Receipts	\$ 760.27	\$ 3,197.68	\$ 3,693.36	\$ 3,000.00	\$ 7,500.00
Miscellaneous	\$ 1,154,157.97	\$ 286,716.48	\$ 10,846,800.43	\$ 80,000.00	\$ -
Revenue Totals	\$ 5,020,144.73	\$ 3,937,842.26	\$ 14,324,492.94	\$ 4,132,582.00	\$ 4,504,470.00
Expenditures					
Administration	\$ 592,942.55	\$ 937,538.83	\$ 690,633.60	\$ 996,673.99	\$ 1,034,783.71
Distribution	\$ -	\$ -	\$ -	\$ -	\$ -
Collections	\$ 1,050,727.40	\$ 1,008,646.00	\$ 1,026,360.49	\$ 1,513,945.03	\$ 1,804,658.15
Treatment	\$ 498,937.25	\$ 676,231.97	\$ 667,155.99	\$ 354,129.26	\$ 302,314.10
Jobbing	\$ -	\$ -	\$ -	\$ -	\$ -
Depreciation/Amortization	\$ 889,453.05	\$ 883,546.97	\$ 1,159,828.42	\$ 883,549.00	\$ 1,159,831.00
Debt Payments	\$ 106,205.34	\$ 123,679.58	\$ 213,310.92	\$ 382,246.00	\$ 1,138,977.00
Fixed Asset Acquisition	\$ -	\$ -	\$ -	\$ 40,000.00	\$ 6,000.00
Transfers to Capital Projects and Other Funds	\$ 370,000.43	\$ 9,180,802.24	\$ 901,611.00	\$ 120,000.00	\$ 2,775,000.00
Other	\$ -	\$ -	\$ -	\$ -	\$ -
Expenditure Totals	\$ 3,508,266.02	\$ 12,810,445.59	\$ 4,658,900.42	\$ 4,290,543.28	\$ 8,221,563.96
Fund Total: Wastewater Treatment Fund	\$ 1,511,878.71	\$ (8,872,603.33)	\$ 9,665,592.52	\$ (157,961.28)	\$ (3,717,093.96)



Wastewater Fund

Budget Year 2024

Account	Account Description	2020 Actual Amount	2021 Actual Amount	2022 Actual Amount	2023 Amended Budget	2024 Budget
Fund 220 - Waste Water Treatment						
<i>Salaries and Wages</i>						
5110.001	Regular Salaries/Wages	507,859.31	527,899.14	516,059.74	759,398.72	838,089.20
5110.002	Holidays	26,841.47	23,182.71	28,880.81	.00	.00
5110.003	Sick Leave	41,861.71	25,590.07	37,952.35	.00	.00
5110.004	Overtime	22,372.99	53,638.82	43,933.60	29,000.00	29,000.00
5110.010	Temp Wages	2,159.00	.00	2,700.00	20,000.00	20,000.00
<i>Salaries and Wages Totals</i>		\$601,094.48	\$630,310.74	\$629,526.50	\$808,398.72	\$887,089.20
<i>Fringe Benefits</i>						
5120.001	Annual Leave	54,021.19	55,660.32	63,656.69	29,839.00	30,228.00
5120.002	SBS	40,576.91	41,706.35	42,565.74	51,383.85	56,231.23
5120.003	Medicare	9,598.17	9,865.29	10,068.60	12,154.46	13,301.10
5120.004	PERS	44,191.11	142,383.13	150,673.01	173,447.26	190,759.54
5120.005	Health Insurance	155,613.37	209,168.03	186,083.25	231,271.92	244,254.72
5120.006	Life Insurance	99.86	101.04	97.50	101.04	80.76
5120.007	Workmen's Compensation	31,617.29	24,425.10	25,090.24	26,839.15	27,322.18
5120.011	PERS on Behalf	.00	171,666.74	(44,003.00)	51,718.00	55,970.23
<i>Fringe Benefits Totals</i>		\$335,717.90	\$654,976.00	\$434,232.03	\$576,754.68	\$618,147.76
<i>Operating Expenses</i>						
5201.000	Training and Travel	7,421.65	200.00	2,250.00	12,000.00	12,000.00
5202.000	Uniforms	718.95	2,943.42	1,391.95	3,500.00	3,500.00
5203.001	Utilities	184,792.62	245,766.52	250,414.32	250,000.00	255,000.00
5203.005	Heating Fuel	18,579.58	2,262.30	.00	18,000.00	10,000.00
5204.000	Telephone	2,277.88	1,233.13	1,221.66	1,260.00	1,260.00
5204.001	Cell Phone Stipend	2,100.00	2,025.00	2,050.00	2,100.00	2,100.00
5205.000	Insurance	31,655.00	45,046.28	46,769.30	46,770.00	46,770.00
5206.000	Supplies	88,084.42	81,097.29	68,391.86	99,200.00	79,200.00
5207.000	Repairs & Maintenance	67,485.04	29,077.06	50,100.66	70,500.00	78,500.00
5208.000	Bldg Repair & Maint	16,042.38	25,873.00	40,281.00	21,280.00	31,736.00
5211.000	Data Processing Fees	69,629.04	72,953.04	80,104.92	73,275.00	99,758.00
5212.000	Contracted/Purchased Serv	43,546.05	77,634.46	96,369.17	165,437.88	121,445.00
5214.000	Interdepartment Services	423,420.56	451,759.57	413,650.74	360,880.00	358,020.00
5221.000	Transportation/Vehicles	166,525.92	171,923.87	181,613.70	183,244.00	273,582.00
5222.000	Postage	5,874.26	5,536.97	7,341.83	6,000.00	8,000.00
5223.000	Tools & Small Equipment	1,101.22	6,635.20	1,599.00	8,400.00	7,900.00




Wastewater Fund

Budget Year 2024

Account	Account Description	2020 Actual Amount	2021 Actual Amount	2022 Actual Amount	2023 Amended Budget	2024 Budget
Fund 220 - Waste Water Treatment						
<i>Operating Expenses</i>						
5224.000	Dues & Publications	1,573.90	1,326.25	1,676.75	2,000.00	2,000.00
5226.000	Advertising	.00	.00	404.05	1,000.00	1,000.00
5227.002	Rent-Equipment	8,496.00	4,248.00	4,248.00	4,748.00	4,748.00
5230.000	Bad Debts	7,572.00	44,232.60	11,675.35	48,000.00	48,000.00
5231.000	Credit Card Expense	32,080.26	30,489.62	41,659.35	40,000.00	40,000.00
5290.000	Other Expenses	828.87	.00	433.78	2,000.00	2,000.00
5290.100	Unanticipated Repairs	25,989.22	34,866.48	16,744.16	60,000.00	150,000.00
5295.000	Interest Expense	106,205.34	123,679.58	213,310.92	44,927.00	376,555.00
<i>Operating Expenses Totals</i>		\$1,312,000.16	\$1,460,809.64	\$1,533,702.47	\$1,524,521.88	\$2,013,074.00
<i>Amortization & Depreciation</i>						
6202.000	Depreciation-Plants	776,404.56	797,627.57	1,067,843.15	797,628.00	1,067,844.00
6205.000	Depreciation-Buildings	33,599.28	33,599.16	33,599.16	33,600.00	33,600.00
6206.000	Depreciation-Machinery	79,449.21	52,320.24	58,386.11	52,321.00	58,387.00
<i>Amortization & Depreciation Totals</i>		\$889,453.05	\$883,546.97	\$1,159,828.42	\$883,549.00	\$1,159,831.00
<i>Cash Basis Expenditures</i>						
7106.000	Fixed Assets-Machinery	.00	.00	.00	40,000.00	6,000.00
7200.000	Interfund Transfers Out	370,000.43	9,180,802.24	901,611.00	120,000.00	2,775,000.00
7301.000	Note Principal Payments	.00	.00	.00	337,319.00	762,422.00
<i>Cash Basis Expenditures Totals</i>		\$370,000.43	\$9,180,802.24	\$901,611.00	\$497,319.00	\$3,543,422.00
Fund 220 - Waste Water Treatment Totals		\$3,508,266.02	\$12,810,445.59	\$4,658,900.42	\$4,290,543.28	\$8,221,563.96
Net Grand Totals		\$3,508,266.02	\$12,810,445.59	\$4,658,900.42	\$4,290,543.28	\$8,221,563.96

Wastewater Fund - Fund 730
FY2024 Capital Projects

Status	Project number	Project Description	Source -	Source -	Source -	Source -	Source -	Source -	Source - Total
			Grants (approved)	Loans/ Bond Proceeds (approved)	Working Capital	Other source	Contingent Grants	Contingent Loans/Bonding	Contingent Other
Authorized/in progress	90447	WWTP Control System	-	-	488,000	-	-	-	488,000
Authorized/in progress	90531	Monastery St (DeGroff to Arrowhead) and Kinkead Utility & Street Improvements	-	-	-	-	-	-	-
Authorized/in progress	90565	Jamestown East Lift Station Replacement	-	-	85,000	-	-	-	85,000
Authorized/in progress	90655	WWTP-Rehabilitation	-	9,737,000	45,000	-	-	-	9,782,000
Authorized/in progress	90783	Replace Generators - Lift Stations	-	311,000	236,000	-	-	-	547,000
Authorized/in progress	90809	Replace WWTP Influent Grinder	-	-	100,000	-	-	-	100,000
Authorized/in progress	90838	Lincoln Street Paving (Harbor Way to Harbor Drive)	-	-	20,000	-	-	-	20,000
Authorized/in progress	90843	Lake St (DeGroff to Arrowhead) and Hirst Utility & Street Improvements	-	1,250,000	80,000	-	-	-	1,330,000
Authorized/in progress	90862	Japonski Sewer Force Main Condition Assessment	-	-	250,000	-	-	-	250,000
Authorized/in progress	90894	Asset Management/CMMS Implementation	-	-	65,000	-	-	-	65,000
Authorized/in progress	90895	Wastewater Master Plan	-	-	120,000	-	-	-	120,000
Authorized/in progress	90916	WWTP Blower Manifold Assessment/Design	-	-	60,000	-	-	-	60,000
Authorized/in progress	90917	Lincoln Street Lift Station Valve Replacement	-	-	55,000	-	-	-	55,000
Authorized/in progress	90918	WWTP Clarifier Drive Replacement	-	-	55,000	-	-	-	55,000
Authorized/in progress	90919	Thomsen Harbor Lift Station Rehabilitation	-	1,300,000	725,143	-	-	-	2,025,143
Authorized/in progress	90952	Sludge thickener catwalk replacement	-	-	20,000	-	-	-	20,000
Authorized/in progress	90983	SCADA Communication Upgrades	-	-	50,000	-	-	-	50,000
Authorized/in progress	90982	Old Sitka Rocks Lift Station Control Panel	-	-	25,000	-	-	-	25,000
Authorized/in progress Total			-	12,598,000	2,479,143	-	-	-	15,077,143
New FY24	90843	Lake St (DeGroff to Arrowhead) and Hirst Utility & Street Improvements	-	-	-	-	-	810,000	810,000
New FY24	90919	Thomsen Harbor Lift Station Rehabilitation	-	-	800,000	-	-	-	800,000
New FY24	TBD	Lake & Lincoln Lift Station Rehabilitation	-	-	25,000	-	-	2,500,000	2,525,000
New FY24	TBD	WWTP Effluent Disinfection System	-	-	750,000	-	-	7,000,000	7,750,000
New FY24	TBD	Sewer Force Main Replacement	-	-	700,000	-	-	-	700,000
New FY24	TBD	WW Equipment Condition Assessment	-	-	100,000	-	-	-	100,000
New FY24	TBD	WWTP Lime Feed System	-	-	250,000	-	-	-	250,000
New FY24	TBD	Emergency Unanticipated Capital Repairs	-	-	150,000	-	-	-	150,000
New FY24 Total			-	-	2,775,000	-	-	10,310,000	13,085,000
Grand Total			-	12,598,000	5,254,143	-	-	10,310,000	28,162,143



City and Borough of Sitka

DRAFT

SOLID WASTE FUND

FISCAL YEAR 2024

Operating Budget

City and Borough of Sitka, AK

SOLID WASTE DISPOSAL FUND - SUMMARY BY EXPENDITURE TYPE

	2020 Actual Amount	2021 Actual Amount	2022 Actual Amount	2023 Amended Budget	2024 Budget
Revenue					
State Revenue	\$ 11,377.04	\$ 15,189.74	\$ 36.00	\$ 9,876.00	\$ 11,916.00
Federal Revenue	\$ -	\$ -	\$ -	\$ -	\$ -
Operating Revenue	\$ 4,691,496.64	\$ 4,914,771.18	\$ 5,771,592.99	\$ 5,767,475.00	\$ 6,134,625.00
Other Operating Revenue	\$ -	\$ -	\$ -	\$ -	\$ -
Uses of Property & Investments	\$ 53,917.43	\$ (16,547.75)	\$ (99,807.93)	\$ 11,000.00	\$ 35,000.00
Interfund Billings	\$ -	\$ -	\$ -	\$ -	\$ -
Miscellaneous Revenue	\$ 3,461.75	\$ 9,419.65	\$ 1,025.26	\$ 3,000.00	\$ 10,500.00
Cash Basis Receipts	\$ 80,752.35	\$ 15,137.59	\$ 210,000.00	\$ 150,000.00	\$ 862,500.00
Revenue Totals	\$ 4,841,005.21	\$ 4,937,970.41	\$ 5,882,846.32	\$ 5,941,351.00	\$ 7,054,541.00
Expenditures					
Salaries and Wages	\$ 122,921.36	\$ 145,335.97	\$ 139,197.40	\$ 155,785.68	\$ 162,718.40
Fringe Benefits	\$ 293,497.98	\$ 136,294.82	\$ 37,329.51	\$ 119,164.51	\$ 101,840.44
Operating Expenses	\$ 3,926,569.17	\$ 4,377,481.95	\$ 4,687,244.41	\$ 5,044,312.00	\$ 5,549,838.00
Amortization & Depreciation	\$ 172,861.36	\$ 176,517.35	\$ 147,595.70	\$ 176,520.00	\$ 147,598.00
Other Financing Uses	\$ -	\$ -	\$ -	\$ -	\$ -
Cash Basis Expenditures	\$ 23,000.00	\$ 33,222.00	\$ 3,070,000.00	\$ 226,228.00	\$ 2,566,138.00
Expenditure Totals	\$ 4,538,849.87	\$ 4,868,852.09	\$ 8,081,367.02	\$ 5,722,010.19	\$ 8,528,132.84
Fund Total: Solid Waste Disposal Fund	\$ 302,155.34	\$ 69,118.32	\$ (2,198,520.70)	\$ 219,340.81	\$ (1,473,591.84)

City and Borough of Sitka, AK

SOLID WASTE DISPOSAL FUND - SUMMARY BY DEPARTMENT

	2020 Actual Amount	2021 Actual Amount	2022 Actual Amount	2023 Amended Budget	2024 Budget
Revenue					
State Revenue	\$ 11,377.04	\$ 15,189.74	\$ 36.00	\$ 9,876.00	\$ 11,916.00
Federal Revenue	\$ -	\$ -	\$ -	\$ -	\$ -
Operating Revenue	\$ 4,691,496.64	\$ 4,914,771.18	\$ 5,771,592.99	\$ 5,767,475.00	\$ 6,134,625.00
Other Operating Revenue	\$ -	\$ -	\$ -	\$ -	\$ -
Uses of Prop & Investment	\$ 53,917.43	\$ (16,547.75)	\$ (99,807.93)	\$ 11,000.00	\$ 35,000.00
Interfund Billings	\$ -	\$ -	\$ -	\$ -	\$ -
Miscellaneous	\$ 3,461.75	\$ 9,419.65	\$ 1,025.26	\$ 3,000.00	\$ 10,500.00
Cash Basis Receipts	\$ 80,752.35	\$ 15,137.59	\$ 210,000.00	\$ 150,000.00	\$ 862,500.00
Revenue Totals	\$ 4,841,005.21	\$ 4,937,970.41	\$ 5,882,846.32	\$ 5,941,351.00	\$ 7,054,541.00
Expenditures					
Administration	\$ 2,000,200.70	\$ 1,644,593.77	\$ 1,703,000.87	\$ 2,024,385.00	\$ 2,142,205.00
Transfer Station	\$ 1,465,060.23	\$ 2,028,585.29	\$ 2,144,610.75	\$ 2,447,910.00	\$ 2,574,622.00
Landfill	\$ 316,216.04	\$ 341,205.87	\$ 330,833.72	\$ 207,558.00	\$ 447,569.00
Scrap Yard	\$ 459,132.63	\$ 597,505.79	\$ 580,956.27	\$ 608,843.22	\$ 623,638.27
Dropoff Recycle Center	\$ 84,996.82	\$ 31,579.41	\$ 90,457.89	\$ 18,406.97	\$ 15,940.57
Jobbing	\$ -	\$ -	\$ -	\$ -	\$ -
Depreciation/Amortization	\$ 172,861.36	\$ 176,517.35	\$ 147,595.70	\$ 176,520.00	\$ 147,598.00
Debt Payments	\$ 17,382.09	\$ 15,642.61	\$ 13,911.82	\$ 220,957.00	\$ 219,220.00
Fixed Asset Acquisition	\$ -	\$ -	\$ -	\$ 17,430.00	\$ 886,500.00
Transfers to Capital Projects and Other Funds	\$ 23,000.00	\$ 33,222.00	\$ 3,070,000.00	\$ -	\$ 1,470,840.00
Other	\$ -	\$ -	\$ -	\$ -	\$ -
Expenditure Totals	\$ 4,538,849.87	\$ 4,868,852.09	\$ 8,081,367.02	\$ 5,722,010.19	\$ 8,528,132.84
Fund Total: Solid Waste Disposal Fund	\$ 302,155.34	\$ 69,118.32	\$ (2,198,520.70)	\$ 219,340.81	\$ (1,473,591.84)



Solid Waste Fund

Budget Year 2024

Account	Account Description	2020 Actual Amount	2021 Actual Amount	2022 Actual Amount	2023 Amended Budget	2024 Budget
Fund 230 - Solid Waste Fund						
<i>Salaries and Wages</i>						
5110.001	Regular Salaries/Wages	109,753.77	118,762.81	119,679.27	155,785.68	162,718.40
5110.002	Holidays	5,550.10	6,886.10	6,571.06	.00	.00
5110.003	Sick Leave	6,414.66	7,710.31	2,078.10	.00	.00
5110.004	Overtime	1,202.83	11,976.75	10,868.97	.00	.00
<i>Salaries and Wages Totals</i>		\$122,921.36	\$145,335.97	\$139,197.40	\$155,785.68	\$162,718.40
<i>Fringe Benefits</i>						
5120.001	Annual Leave	8,293.62	8,579.79	6,212.88	5,026.00	5,522.00
5120.002	SBS	7,939.17	9,366.31	8,998.82	9,857.80	10,313.14
5120.003	Medicare	1,877.95	2,215.55	2,128.64	2,331.77	2,439.49
5120.004	PERS	248,274.90	32,093.06	31,355.84	34,272.96	35,798.09
5120.005	Health Insurance	18,445.20	24,273.06	45,438.04	51,943.44	29,767.92
5120.006	Life Insurance	33.84	34.00	28.23	30.24	30.24
5120.007	Workmen's Compensation	9,774.30	11,758.24	5,389.06	5,826.30	6,053.32
5120.008	Unemployment	.00	6,995.07	.00	.00	.00
5120.011	PERS on Behalf	.00	58,936.74	(16,431.00)	9,876.00	11,916.24
5400.000	OPEB Expense	(1,141.00)	(17,957.00)	(45,791.00)	.00	.00
<i>Fringe Benefits Totals</i>		\$293,497.98	\$136,294.82	\$37,329.51	\$119,164.51	\$101,840.44
<i>Operating Expenses</i>						
5201.000	Training and Travel	999.07	361.37	3,619.92	14,000.00	22,000.00
5202.000	Uniforms	1,313.95	1,113.58	2,096.59	2,000.00	2,000.00
5203.001	Utilities	47,949.59	53,440.37	44,285.36	50,000.00	48,000.00
5204.000	Telephone	1,990.80	1,999.23	1,983.08	2,000.00	2,000.00
5204.001	Cell Phone Stipend	.00	.00	.00	900.00	900.00
5205.000	Insurance	3,833.41	5,436.84	5,276.66	5,940.00	5,940.00
5206.000	Supplies	9,906.21	19,881.63	32,523.51	32,000.00	37,000.00
5207.000	Repairs & Maintenance	13.64	.00	1,605.03	.00	.00
5208.000	Bldg Repair & Maint	7,892.59	8,624.00	11,489.92	8,338.00	12,521.00
5211.000	Data Processing Fees	18,015.96	18,552.96	19,494.96	25,685.00	25,441.00
5212.000	Contracted/Purchased Serv	2,973,438.92	3,406,201.28	3,638,839.44	4,263,511.00	4,475,537.00
5214.000	Interdepartment Services	452,997.45	419,225.82	462,878.74	398,721.00	438,508.00
5221.000	Transportation/Vehicles	331,542.89	344,415.22	329,430.73	83,058.00	323,069.00
5222.000	Postage	5,625.00	3,375.00	6,750.00	6,000.00	6,500.00
5223.000	Tools & Small Equipment	275.68	4,571.81	3,008.11	.00	.00




Solid Waste Fund

Budget Year 2024

Account	Account Description	2020 Actual Amount	2021 Actual Amount	2022 Actual Amount	2023 Amended Budget	2024 Budget
Fund 230 - Solid Waste Fund						
<i>Operating Expenses</i>						
5224.000	Dues & Publications	268.00	268.00	.00	.00	.00
5226.000	Advertising	684.80	1,858.20	1,533.80	.00	.00
5227.002	Rent-Equipment	30,655.00	70.20	62,000.00	35,000.00	35,000.00
5230.000	Bad Debts	10,618.02	44,152.99	22,675.28	40,000.00	40,000.00
5231.000	Credit Card Expense	38,007.10	38,832.99	54,147.55	60,000.00	60,000.00
5290.000	Other Expenses	(26,841.00)	(10,542.15)	(30,306.09)	5,000.00	5,000.00
5295.000	Interest Expense	17,382.09	15,642.61	13,911.82	12,159.00	10,422.00
<i>Operating Expenses Totals</i>		\$3,926,569.17	\$4,377,481.95	\$4,687,244.41	\$5,044,312.00	\$5,549,838.00
<i>Amortization & Depreciation</i>						
6201.000	Depreciation-Land Improve	89,989.46	89,989.45	89,989.44	89,990.00	89,990.00
6202.000	Depreciation-Plants	9,377.90	12,069.64	12,069.60	12,070.00	12,070.00
6205.000	Depreciation-Buildings	68,447.04	68,447.04	38,561.15	68,448.00	38,562.00
6206.000	Depreciation-Machinery	5,046.96	6,011.22	6,975.51	6,012.00	6,976.00
<i>Amortization & Depreciation Totals</i>		\$172,861.36	\$176,517.35	\$147,595.70	\$176,520.00	\$147,598.00
<i>Cash Basis Expenditures</i>						
7106.000	Fixed Assets-Machinery	.00	.00	.00	17,430.00	886,500.00
7200.000	Interfund Transfers Out	23,000.00	33,222.00	3,070,000.00	.00	1,470,840.00
7301.000	Note Principal Payments	.00	.00	.00	208,798.00	208,798.00
<i>Cash Basis Expenditures Totals</i>		\$23,000.00	\$33,222.00	\$3,070,000.00	\$226,228.00	\$2,566,138.00
Fund 230 - Solid Waste Fund Totals		\$4,538,849.87	\$4,868,852.09	\$8,081,367.02	\$5,722,010.19	\$8,528,132.84
Net Grand Totals		\$4,538,849.87	\$4,868,852.09	\$8,081,367.02	\$5,722,010.19	\$8,528,132.84

Solid Waste Fund - Fund 740
FY2024 Capital Projects

Status	Project number	Project Description	Source - Grants (approved)	Source - Loans/ Bond Proceeds (approved)	Source - Working Capital	Source - Other source	Source - Contingent Grants	Source - Contingent Loans/Bonding	Source - Contingent Other	Source- Total authorized (approved + contingent)
Authorized/in progress	90847	Expansion of Biosolids	-	-	500,000	-	-	-	-	500,000
Authorized/in progress	90865	Transfer Station Building	-	-	80,000	-	-	-	-	80,000
Authorized/in progress	90871	Kimsham Landfill Drainage Compliance	-	-	100,000	-	-	-	-	100,000
Authorized/in progress	90899	Scrap Yard Electrical	-	-	8,000	-	-	-	-	8,000
Authorized/in progress	90900	Scrap Yard / Impound Fence	-	-	15,000	-	-	-	-	15,000
Authorized/in progress	90920	Scrap Yard Tank Circular Concrete Structure Repairs	-	-	8,500	-	-	-	-	8,500
Authorized/in progress	90953	Recycling Loading Dock Repair	-	-	15,000	-	-	-	-	15,000
Authorized/in progress	90963	Solid Waste Compactor	-	2,790,000	155,000	210,000	-	-	-	3,155,000
Authorized/in progress Total			-	2,790,000	881,500	210,000	-	-	-	3,881,500
New FY24	90847	Expansion of Biosolids	-	-	1,030,000	-	-	-	-	1,030,000
New FY24	90900	Scrap Yard / Impound Fence	-	-	35,000	-	-	-	-	35,000
New FY24	TBD	Granite Creek Biosolids Pit - Access Bridge Replacement Study	-	-	250,000	-	-	-	-	250,000
New FY24 Total			-	-	1,315,000	-	-	-	-	1,315,000
Grand Total			-	2,790,000	2,196,500	210,000	-	-	-	5,196,500



City and Borough of Sitka

DRAFT

HARBOR FUND

FISCAL YEAR 2024

Operating Budget

City and Borough of Sitka, AK

HARBOR FUND - SUMMARY BY EXPENDITURE TYPE

	2020 Actual Amount	2021 Actual Amount	2022 Actual Amount	2023 Amended Budget	2024 Budget
Revenue					
State Revenue	\$ 664,888.14	\$ 907,384.58	\$ 1,752,302.42	\$ 887,553.00	\$ 890,997.00
Federal Revenue	\$ -	\$ -	\$ -	\$ -	\$ -
Operating Revenue	\$ 2,333,745.53	\$ 2,318,098.72	\$ 2,626,061.63	\$ 2,870,867.00	\$ 3,195,140.00
Other Operating Revenue	\$ 102,586.71	\$ 189,287.26	\$ 407,467.39	\$ 249,000.00	\$ 357,500.00
Uses of Property & Investments	\$ 427,755.74	\$ (56,655.34)	\$ (271,753.16)	\$ 115,000.00	\$ 115,000.00
Interfund Billings	\$ -	\$ -	\$ -	\$ -	\$ -
Miscellaneous Revenue	\$ 4,116.25	\$ 8,735.04	\$ 19,847.05	\$ 15,000.00	\$ 25,000.00
Cash Basis Receipts	\$ 618,448.83	\$ 14,571,903.64	\$ 554,204.59	\$ 238,590.00	\$ 134,645.00
Revenue Totals	\$ 4,151,541.20	\$ 17,938,753.90	\$ 5,088,129.92	\$ 4,376,010.00	\$ 4,718,282.00
Expenditures					
Salaries and Wages	\$ 492,851.94	\$ 522,025.98	\$ 515,452.34	\$ 663,967.36	\$ 717,843.20
Fringe Benefits	\$ 241,423.27	\$ 515,285.53	\$ 161,365.59	\$ 469,533.33	\$ 513,896.53
Operating Expenses	\$ 1,944,551.81	\$ 1,745,195.99	\$ 1,959,952.39	\$ 1,964,877.45	\$ 2,065,438.00
Amortization & Depreciation	\$ 1,383,329.57	\$ 1,992,287.58	\$ 1,489,218.29	\$ 1,735,228.00	\$ 1,746,281.00
Other Financing Uses	\$ -	\$ 28,876.07	\$ -	\$ -	\$ -
Cash Basis Expenditures	\$ 1,997,772.00	\$ 576,000.00	\$ 3,657,000.00	\$ 2,757,348.00	\$ 849,452.00
Expenditure Totals	\$ 6,059,928.59	\$ 5,379,671.15	\$ 7,782,988.61	\$ 7,590,954.14	\$ 5,892,910.73
Fund Total: Harbor Fund	\$ (1,908,387.39)	\$ 12,559,082.75	\$ (2,694,858.69)	\$ (3,214,944.14)	\$ (1,174,628.73)

City and Borough of Sitka, AK

HARBOR FUND - SUMMARY BY DEPARTMENT

	2020 Actual Amount	2021 Actual Amount	2022 Actual Amount	2023 Amended Budget	2024 Budget
Revenue					
State Revenue	\$ 664,888.14	\$ 907,384.58	\$ 1,752,302.42	\$ 887,553.00	\$ 890,997.00
Federal Revenue	\$ -	\$ -	\$ -	\$ -	\$ -
Operating Revenue	\$ 2,333,745.53	\$ 2,318,098.72	\$ 2,626,061.63	\$ 2,870,867.00	\$ 3,195,140.00
Other Operating Revenue	\$ 102,586.71	\$ 189,287.26	\$ 407,467.39	\$ 249,000.00	\$ 357,500.00
Uses of Prop & Investment	\$ 427,755.74	\$ (56,655.34)	\$ (271,753.16)	\$ 115,000.00	\$ 115,000.00
Interfund Billings	\$ -	\$ -	\$ -	\$ -	\$ -
Miscellaneous	\$ 4,116.25	\$ 8,735.04	\$ 19,847.05	\$ 15,000.00	\$ 25,000.00
Interfund Transfers In	\$ -	\$ -	\$ -	\$ -	\$ -
Cash Basis Receipts	\$ 618,448.83	\$ 14,571,903.64	\$ 554,204.59	\$ 238,590.00	\$ 134,645.00
Revenue Totals	\$ 4,151,541.20	\$ 17,938,753.90	\$ 5,088,129.92	\$ 4,376,010.00	\$ 4,718,282.00
Expenditures					
Administration	\$ 612,969.57	\$ 780,139.98	\$ 606,544.66	\$ 977,715.79	\$ 1,075,321.32
Operations	\$ 1,474,631.60	\$ 1,562,141.19	\$ 1,716,082.58	\$ 1,753,700.35	\$ 1,870,774.41
Jobbing Expenses	\$ -	\$ -	\$ -	\$ -	\$ -
Depreciation/Amortization	\$ 1,383,329.57	\$ 1,992,287.58	\$ 1,489,218.29	\$ 1,735,228.00	\$ 1,746,281.00
Debt Payments	\$ 591,225.85	\$ 440,226.33	\$ 314,143.08	\$ 877,310.00	\$ 881,430.00
Fixed Asset Acquisition	\$ -	\$ -	\$ -	\$ -	\$ 6,000.00
Transfers to Capital Projects and Other Fun	\$ 1,997,772.00	\$ 576,000.00	\$ 3,657,000.00	\$ 2,247,000.00	\$ 313,104.00
Other	\$ -	\$ 28,876.07	\$ -	\$ -	\$ -
Expenditure Totals	\$ 6,059,928.59	\$ 5,379,671.15	\$ 7,782,988.61	\$ 7,590,954.14	\$ 5,892,910.73
Fund Total: Harbor Fund	\$ (1,908,387.39)	\$ 12,559,082.75	\$ (2,694,858.69)	\$ (3,214,944.14)	\$ (1,174,628.73)



Harbor Fund

Budget Year 2024

Account	Account Description	2020 Actual Amount	2021 Actual Amount	2022 Actual Amount	2023 Amended Budget	2024 Budget
Fund 240 - Harbor Fund						
<i>Salaries and Wages</i>						
5110.001	Regular Salaries/Wages	391,589.65	412,106.66	389,472.53	555,467.36	609,343.20
5110.002	Holidays	18,304.42	19,344.24	21,444.75	.00	.00
5110.003	Sick Leave	25,748.56	19,135.85	26,963.34	.00	.00
5110.004	Overtime	9,859.81	14,588.98	15,777.39	10,500.00	10,500.00
5110.010	Temp Wages	47,349.50	56,850.25	61,794.33	98,000.00	98,000.00
<i>Salaries and Wages Totals</i>		\$492,851.94	\$522,025.98	\$515,452.34	\$663,967.36	\$717,843.20
<i>Fringe Benefits</i>						
5120.001	Annual Leave	48,055.89	43,557.07	48,584.98	23,691.00	26,034.00
5120.002	SBS	33,037.62	34,559.32	34,742.59	42,153.41	45,599.94
5120.003	Medicare	7,836.62	8,179.56	8,218.03	10,604.69	10,786.23
5120.004	PERS	161,218.46	103,698.50	106,742.74	124,513.13	136,365.42
5120.005	Health Insurance	145,040.08	193,033.85	188,744.56	205,875.36	228,444.24
5120.006	Life Insurance	113.28	109.52	107.16	107.16	115.20
5120.007	Workmen's Compensation	26,300.32	20,039.22	20,338.53	25,035.58	25,553.55
5120.008	Unemployment	937.00	3,776.77	.00	.00	.00
5120.011	PERS on Behalf	.00	128,012.72	(47,751.00)	37,553.00	40,997.95
5400.000	OPEB Expense	(181,116.00)	(19,681.00)	(198,362.00)	.00	.00
<i>Fringe Benefits Totals</i>		\$241,423.27	\$515,285.53	\$161,365.59	\$469,533.33	\$513,896.53
<i>Operating Expenses</i>						
5201.000	Training and Travel	3,690.31	931.35	195.25	7,000.00	14,000.00
5202.000	Uniforms	2,693.58	971.48	3,459.89	2,100.00	2,100.00
5203.001	Utilities	514,252.97	519,928.46	577,586.83	500,000.00	550,000.00
5204.000	Telephone	733.27	1,037.60	741.17	750.00	750.00
5204.001	Cell Phone Stipend	600.00	650.00	600.00	900.00	1,200.00
5205.000	Insurance	65,169.62	80,433.72	86,061.84	87,450.00	87,450.00
5206.000	Supplies	14,812.47	18,352.51	17,336.83	21,000.00	18,150.00
5207.000	Repairs & Maintenance	44,723.22	36,259.82	47,165.49	80,000.00	70,000.00
5207.001	Boat Repair and Maintenance	2,587.07	3,786.56	3,534.35	2,100.00	6,000.00
5207.002	Crush derelict boats	.00	.00	1,656.20	8,000.00	10,000.00
5208.000	Bldg Repair & Maint	6,916.18	8,624.00	9,676.92	8,338.00	12,521.00
5211.000	Data Processing Fees	56,912.04	59,210.04	62,218.92	68,403.00	93,186.00
5212.000	Contracted/Purchased Serv	80,547.13	107,872.16	180,747.32	256,030.00	250,175.00
5214.000	Interdepartment Services	309,770.77	295,957.46	344,101.94	328,364.00	312,287.00




Harbor Fund

Budget Year 2024

Account	Account Description	2020 Actual Amount	2021 Actual Amount	2022 Actual Amount	2023 Amended Budget	2024 Budget
Fund 240 - Harbor Fund						
<i>Operating Expenses</i>						
5221.000	Transportation/Vehicles	45,672.91	41,204.84	45,595.09	54,767.00	62,507.00
5222.000	Postage	5,083.38	3,064.65	6,014.75	5,500.00	6,000.00
5223.000	Tools & Small Equipment	8,464.51	9,904.88	13,033.09	36,738.45	14,000.00
5224.000	Dues & Publications	375.00	635.00	991.80	1,000.00	800.00
5226.000	Advertising	2,102.07	1,874.22	2,196.60	3,000.00	4,750.00
5227.002	Rent-Equipment	125.00	228.15	399.95	500.00	1,000.00
5230.000	Bad Debts	137,024.52	67,285.44	174,154.07	70,000.00	126,000.00
5231.000	Credit Card Expense	48,760.35	46,307.22	63,258.88	53,000.00	70,000.00
5290.000	Other Expenses	2,309.59	450.10	5,082.13	2,975.00	1,480.00
5295.000	Interest Expense	589,475.85	438,726.33	312,643.08	366,962.00	351,082.00
5297.000	Debt Admin Expense	1,750.00	1,500.00	1,500.00	.00	.00
<i>Operating Expenses Totals</i>		\$1,944,551.81	\$1,745,195.99	\$1,959,952.39	\$1,964,877.45	\$2,065,438.00
<i>Amortization & Depreciation</i>						
6101.000	Amortization	.00	.00	.00	2,684.00	.00
6201.000	Depreciation-Land Improve	6,922.82	6,922.98	.00	.00	4,184.00
6203.000	Depreciation-Harbors	1,346,231.28	1,953,745.19	1,455,629.81	1,700,923.00	1,708,508.00
6205.000	Depreciation-Buildings	1,483.48	1,050.33	1,194.71	1,051.00	1,195.00
6206.000	Depreciation-Machinery	28,691.99	30,569.08	32,393.77	30,570.00	32,394.00
<i>Amortization & Depreciation Totals</i>		\$1,383,329.57	\$1,992,287.58	\$1,489,218.29	\$1,735,228.00	\$1,746,281.00
<i>Other Financing Uses</i>						
7740.000	Bonds issuance costs	.00	28,876.07	.00	.00	.00
<i>Other Financing Uses Totals</i>		\$0.00	\$28,876.07	\$0.00	\$0.00	\$0.00
<i>Cash Basis Expenditures</i>						
7106.000	Fixed Assets-Machinery	.00	.00	.00	.00	6,000.00
7200.000	Interfund Transfers Out	1,997,772.00	576,000.00	3,657,000.00	2,247,000.00	313,104.00
7301.000	Note Principal Payments	.00	.00	.00	45,348.00	45,348.00
7302.000	Bond Principal Payments	.00	.00	.00	465,000.00	485,000.00
<i>Cash Basis Expenditures Totals</i>		\$1,997,772.00	\$576,000.00	\$3,657,000.00	\$2,757,348.00	\$849,452.00
Fund 240 - Harbor Fund Totals		\$6,059,928.59	\$5,379,671.15	\$7,782,988.61	\$7,590,954.14	\$5,892,910.73
Net Grand Totals		\$6,059,928.59	\$5,379,671.15	\$7,782,988.61	\$7,590,954.14	\$5,892,910.73

Harbor Fund - Fund 740
FY2024 Capital Projects

Status	Project number	Project Description	Source -							Source- Total authorized (approved + contingent)
			Source - Grants (approved)	Loans/ Bond Proceeds (approved)	Source - Working Capital	Source - Other source	Source - Contingent Grants	Source - Contingent Loans/Bonding	Source - Contingent Other	
Authorized/in progress	90798	Eliason Harbor Electrical Upgrades	-	-	5,144,772	-	-	-	-	5,144,772
Authorized/in progress	90810	Sealing Cove Harbor Maintenance Repairs	-	-	15,000	-	-	-	-	15,000
Authorized/in progress	90922	Crescent Harbor High Load Dock Project	-	-	1,212,000	-	-	-	-	1,212,000
Authorized/in progress	90955	Harbor Master Plan/Condition Assessment	-	-	100,000	-	-	-	-	100,000
Authorized/in progress	90956	Harbor Parking Lot Repairs	-	-	75,000	-	-	-	-	75,000
Authorized/in progress	90957	Sealing Cove Lift Station	-	-	20,000	-	-	-	-	20,000
Authorized/in progress	90985	Crescent Harbor Finger Float Repairs	-	-	15,000	-	-	-	-	15,000
Authorized/in progress	90986	Crescent Harbor Tender Float Repairs	-	-	35,000	-	-	-	-	35,000
Authorized/in progress	90987	MSC Anode Replacement Phase 1	-	-	50,000	-	-	-	-	50,000
Authorized/in progress	90988	Sealing Cove Harbor Cameras	-	-	30,000	-	-	-	-	30,000
Authorized/in progress	90984	ANB Security Camera Replacement	-	-	10,000	-	-	-	-	10,000
Authorized/in progress	90991	Crescent Harbor Vandalism Repair	-	-	250,000	-	-	-	-	250,000
Authorized/in progress	90993	MSC Bulkhead Repairs	-	-	1,050,000	1,050,000	7,842,488	-	-	9,942,488
Authorized/in progress Total			-	-	8,006,772	1,050,000	7,842,488	-	-	16,899,260
New FY24	90955	Harbor Master Plan/Condition Assessment	-	-	150,000	-	-	-	-	150,000
New FY24	TBD	Eliason Harbor Restroom and Shower Repair	-	-	50,000	-	-	-	-	50,000
New FY24 Total			-	-	200,000	-	-	-	-	200,000
Grand Total			-	-	8,206,772	1,050,000	7,842,488	-	-	17,099,260



City and Borough of Sitka

DRAFT

AIRPORT FUND

FISCAL YEAR 2024

Operating Budget

City and Borough of Sitka, AK

AIRPORT FUND - SUMMARY BY EXPENDITURE TYPE

	2020 Actual Amount	2021 Actual Amount	2022 Actual Amount	2023 Amended Budget	2024 Budget
Revenue					
State Revenue	\$ -	\$ -	\$ -	\$ -	\$ -
Federal Revenue	\$ -	\$ -	\$ -	\$ -	\$ -
Operating Revenue	\$ 424,721.73	\$ 459,908.54	\$ 417,142.04	\$ 418,186.00	\$ 424,365.00
Other Operating Revenue	\$ -	\$ 341.43	\$ -	\$ -	\$ -
Non-Operating Revenue	\$ 296,293.03	\$ 164,784.95	\$ 376,471.25	\$ 340,000.00	\$ 355,000.00
Uses of Property & Investments	\$ 59,989.35	\$ (13,093.41)	\$ (35,245.09)	\$ 9,200.00	\$ 10,000.00
Interfund Billings	\$ -	\$ -	\$ -	\$ -	\$ -
Miscellaneous Revenue	\$ -	\$ -	\$ -	\$ -	\$ -
Cash Basis Receipts	\$ -	\$ 220,000.00	\$ -	\$ -	\$ -
Revenue Totals	\$ 781,004.11	\$ 831,941.51	\$ 758,368.20	\$ 767,386.00	\$ 789,365.00
Expenditures					
Salaries and Wages	\$ -	\$ -	\$ -	\$ 55,540.80	\$ 89,003.20
Fringe Benefits	\$ -	\$ -	\$ -	\$ 49,582.86	\$ 68,536.18
Operating Expenses	\$ 641,426.54	\$ 557,262.30	\$ 556,431.73	\$ 647,207.72	\$ 799,377.00
Amortization & Depreciation	\$ 170,299.68	\$ 171,360.69	\$ 168,226.57	\$ 171,362.00	\$ 168,228.00
Other Financing Uses	\$ -	\$ -	\$ -	\$ -	\$ -
Cash Basis Expenditures	\$ 220,000.00	\$ 200,000.00	\$ -	\$ 155,000.00	\$ 160,000.00
Expenditure Totals	\$ 1,031,726.22	\$ 928,622.99	\$ 724,658.30	\$ 1,078,693.38	\$ 1,285,144.38
Fund Total: Airport Fund	\$ (250,722.11)	\$ (96,681.48)	\$ 33,709.90	\$ (311,307.38)	\$ (495,779.38)

City and Borough of Sitka, AK

AIRPORT FUND - SUMMARY BY DEPARTMENT

	2020 Actual Amount	2021 Actual Amount	2022 Actual Amount	2023 Amended Budget	2024 Budget
Revenue					
State Revenue	\$ -	\$ -	\$ -	\$ -	\$ -
Federal Revenue	\$ -	\$ -	\$ -	\$ -	\$ -
Operating Revenue	\$ 424,721.73	\$ 459,908.54	\$ 417,142.04	\$ 418,186.00	\$ 424,365.00
Non-Operating Revenue	\$ 296,293.03	\$ 165,126.38	\$ 376,471.25	\$ 340,000.00	\$ 355,000.00
Uses of Prop & Investment	\$ 59,989.35	\$ (13,093.41)	\$ (35,245.09)	\$ 9,200.00	\$ 10,000.00
Interfund Billings	\$ -	\$ -	\$ -	\$ -	\$ -
Miscellaneous	\$ -	\$ -	\$ -	\$ -	\$ -
Cash Basis Receipts	\$ -	\$ 220,000.00	\$ -	\$ -	\$ -
Revenue Totals	\$ 781,004.11	\$ 831,941.51	\$ 758,368.20	\$ 767,386.00	\$ 789,365.00
Expenditures					
Operations	\$ 397,286.44	\$ 391,635.96	\$ 396,482.55	\$ 571,081.38	\$ 783,416.38
Depreciation/Amortization	\$ 170,299.68	\$ 171,360.69	\$ 168,226.57	\$ 171,362.00	\$ 168,228.00
Debt Payments	\$ 244,140.10	\$ 165,626.34	\$ 159,949.18	\$ 336,250.00	\$ 333,500.00
Fixed Asset Acquisition	\$ -	\$ -	\$ -	\$ -	\$ -
Transfers to Capital Projects and Other Fu	\$ 220,000.00	\$ 200,000.00	\$ -	\$ -	\$ -
Other	\$ -	\$ -	\$ -	\$ -	\$ -
Expenditure Totals	\$ 1,031,726.22	\$ 928,622.99	\$ 724,658.30	\$ 1,078,693.38	\$ 1,285,144.38
Fund Total: Airport Fund	\$ (250,722.11)	\$ (96,681.48)	\$ 33,709.90	\$ (311,307.38)	\$ (495,779.38)



Airport Fund

Budget Year 2024

Account	Account Description	2020 Actual Amount	2021 Actual Amount	2022 Actual Amount	2023 Amended Budget	2024 Budget
Fund 250 - Airport						
<i>Salaries and Wages</i>						
5110.001	Regular Salaries/Wages	.00	.00	.00	55,540.80	89,003.20
	<i>Salaries and Wages Totals</i>	<u>\$0.00</u>	<u>\$0.00</u>	<u>\$0.00</u>	<u>\$55,540.80</u>	<u>\$89,003.20</u>
<i>Fringe Benefits</i>						
5120.001	Annual Leave	.00	.00	.00	.00	1,891.00
5120.002	SBS	.00	.00	.00	3,404.74	5,571.82
5120.003	Medicare	.00	.00	.00	805.34	1,317.98
5120.004	PERS	.00	.00	.00	12,218.98	19,580.60
5120.005	Health Insurance	.00	.00	.00	32,987.28	39,920.40
5120.007	Workmen's Compensation	.00	.00	.00	166.52	254.38
	<i>Fringe Benefits Totals</i>	<u>\$0.00</u>	<u>\$0.00</u>	<u>\$0.00</u>	<u>\$49,582.86</u>	<u>\$68,536.18</u>
<i>Operating Expenses</i>						
5203.001	Utilities	90,548.12	90,498.65	96,994.70	90,000.00	112,000.00
5203.005	Heating Fuel	17,031.41	18,968.62	36,518.76	19,250.00	40,000.00
5204.000	Telephone	4,445.12	4,259.34	4,234.02	.00	4,400.00
5205.000	Insurance	11,210.02	15,897.55	16,615.40	16,411.00	16,700.00
5206.000	Supplies	.00	.00	850.48	.00	.00
5208.000	Bldg Repair & Maint	68,938.42	68,244.00	74,562.96	74,431.00	86,920.00
5211.000	Data Processing Fees	.00	.00	.00	.00	17,322.00
5212.000	Contracted/Purchased Serv	82,005.61	80,797.83	81,782.04	159,327.72	231,000.00
5214.000	Interdepartment Services	111,013.06	95,374.66	87,756.32	91,438.00	101,035.00
5227.002	Rent-Equipment	11,202.93	16,025.68	(4,874.19)	13,600.00	15,000.00
5231.000	Credit Card Expense	891.75	1,569.63	2,042.06	1,500.00	1,500.00
5295.000	Interest Expense	243,390.10	165,126.34	159,449.18	181,250.00	173,500.00
5297.000	Debt Admin Expense	750.00	500.00	500.00	.00	.00
	<i>Operating Expenses Totals</i>	<u>\$641,426.54</u>	<u>\$557,262.30</u>	<u>\$556,431.73</u>	<u>\$647,207.72</u>	<u>\$799,377.00</u>
<i>Amortization & Depreciation</i>						
6205.000	Depreciation-Buildings	131,968.44	133,029.45	129,895.33	133,030.00	129,896.00
6206.000	Depreciation-Machinery	38,331.24	38,331.24	38,331.24	38,332.00	38,332.00
	<i>Amortization & Depreciation Totals</i>	<u>\$170,299.68</u>	<u>\$171,360.69</u>	<u>\$168,226.57</u>	<u>\$171,362.00</u>	<u>\$168,228.00</u>
<i>Cash Basis Expenditures</i>						
7200.000	Interfund Transfers Out	220,000.00	200,000.00	.00	.00	.00
7302.000	Bond Principal Payments	.00	.00	.00	155,000.00	160,000.00
	<i>Cash Basis Expenditures Totals</i>	<u>\$220,000.00</u>	<u>\$200,000.00</u>	<u>\$0.00</u>	<u>\$155,000.00</u>	<u>\$160,000.00</u>




Airport Fund

Budget Year 2024

Account	Account Description	2020 Actual Amount	2021 Actual Amount	2022 Actual Amount	2023 Amended Budget	2024 Budget
Fund	250 - Airport Fund Totals Net Grand	\$1,031,726.22	\$928,622.99	\$724,658.30	\$1,078,693.38	\$1,285,144.38
	Totals	\$1,031,726.22	\$928,622.99	\$724,658.30	\$1,078,693.38	\$1,285,144.38

Airport Fund - Fund 760
FY2024 Capital Projects

Status	Project number	Project Description	Source -						Source- Total authorized (approved + contingent)	
			Source - Grants (approved)	Loans/ Bond Proceeds (approved)	Source - Working Capital	Source - Other source	Source - Contingent Grants	Source - Contingent Loans/Bonding		Source - Contingent Other
Authorized/in progress	90835	SIT Airport Terminal Improvements	5,539,629	4,000,000	-	264,468	21,147,719	-	-	30,951,816
Authorized/in progress	90873	Heat Pumps for Hold Room	-	-	46,000	-	-	-	-	46,000
Authorized/in progress	90879	Seaplane Base	4,050,695	-	106,176	-	11,949,305	-	-	16,106,176
Authorized/in progress	90879	Seaplane base	-	-	2,175,000	-	-	-	-	2,175,000
Authorized/in progress	90924	Exterior Painting-Front and South sides	-	-	100,000	-	-	-	-	100,000
Authorized/in progress Total			9,590,324	4,000,000	2,427,176	264,468	33,097,024	-	-	49,378,992
New FY24	90835	SIT Airport Terminal Improvements	-	-	-	-	13,852,281	-	-	13,852,281
New FY24	90879	Seaplane base	-	-	-	-	9,883,495	-	-	9,883,495
New FY24 Total			-	-	-	-	23,735,776	-	-	23,735,776
Grand Total			9,590,324	4,000,000	2,427,176	264,468	56,832,800	-	-	73,114,768



City and Borough of Sitka

DRAFT

MARINE SERVICE CENTER
FUND

FISCAL YEAR 2024

Operating Budget

City and Borough of Sitka, AK

MARINE SERVICE CENTER FUND - SUMMARY BY EXPENDITURE TYPE

	2020 Actual Amount	2021 Actual Amount	2022 Actual Amount	2023 Amended Budget	2024 Budget
Revenue					
State Revenue	\$ -	\$ -	\$ -	\$ -	\$ -
Federal Revenue	\$ -	\$ -	\$ -	\$ -	\$ -
Operating Revenue	\$ 255,064.56	\$ 253,543.60	\$ 267,048.24	\$ 272,785.00	\$ 312,000.00
Other Operating Revenue	\$ -	\$ -	\$ -	\$ -	\$ -
Non-Operating Revenue	\$ -	\$ -	\$ -	\$ -	\$ -
Uses of Property & Investments	\$ 90,972.62	\$ (16,421.35)	\$ (78,502.17)	\$ 19,000.00	\$ 8,000.00
Interfund Billings	\$ -	\$ -	\$ -	\$ -	\$ -
Miscellaneous Revenue	\$ -	\$ -	\$ -	\$ -	\$ -
Cash Basis Receipts	\$ -	\$ 20,000.00	\$ 81,922.57	\$ -	\$ -
Revenue Totals	\$ 346,037.18	\$ 257,122.25	\$ 270,468.64	\$ 291,785.00	\$ 320,000.00
Expenditures					
Operating Expenses	\$ 95,224.87	\$ 89,016.33	\$ 122,341.13	\$ 239,658.00	\$ 248,588.00
Amortization & Depreciation	\$ 31,214.18	\$ 31,214.04	\$ 30,992.06	\$ 31,215.00	\$ 30,993.00
Cash Basis Expenditures	\$ 210,000.00	\$ 55,000.00	\$ 15,000.00	\$ 1,050,000.00	\$ 165,000.00
Expenditure Totals	\$ 336,439.05	\$ 175,230.37	\$ 168,333.19	\$ 1,320,873.00	\$ 444,581.00
Fund Total: Marine Service Center Fund	\$ 9,598.13	\$ 81,891.88	\$ 102,135.45	\$ (1,029,088.00)	\$ (124,581.00)

City and Borough of Sitka, AK

MARINE SERVICE CENTER FUND - SUMMARY BY DEPARTMENT

	2020 Actual	2021 Actual	2022 Actual	2023 Amended	2024 Budget
Revenue					
State Revenue	\$ -	\$ -	\$ -	\$ -	\$ -
Federal Revenue	\$ -	\$ -	\$ -	\$ -	\$ -
Operating Revenue	\$ 255,064.56	\$ 253,543.60	\$ 267,048.24	\$ 272,785.00	\$ 312,000.00
Other Operating Revenue	\$ -	\$ -	\$ -	\$ -	\$ -
Non-Operating Revenue	\$ -	\$ -	\$ -	\$ -	\$ -
Uses of Prop & Investment	\$ 90,972.62	\$ (16,421.35)	\$ (78,502.17)	\$ 19,000.00	\$ 8,000.00
Interfund Billings	\$ -	\$ -	\$ -	\$ -	\$ -
Miscellaneous	\$ -	\$ -	\$ -	\$ -	\$ -
Cash Basis Receipts	\$ -	\$ 20,000.00	\$ 81,922.57	\$ -	\$ -
Revenue Totals	\$ 346,037.18	\$ 257,122.25	\$ 270,468.64	\$ 291,785.00	\$ 320,000.00
Expenditures					
Operations	\$ 95,224.87	\$ 89,016.33	\$ 122,341.13	\$ 239,658.00	\$ 248,588.00
Depreciation/Amortization	\$ 31,214.18	\$ 31,214.04	\$ 30,992.06	\$ 31,215.00	\$ 30,993.00
Debt Payments		\$ -	\$ -	\$ -	\$ -
Fixed Asset Acquisition	\$ -	\$ -	\$ -	\$ -	\$ -
Transfers to Capital Projects and Other Funds	\$ 210,000.00	\$ 55,000.00	\$ 15,000.00	\$ 1,050,000.00	\$ 165,000.00
Other	\$ -	\$ -	\$ -	\$ -	\$ -
Expenditure Totals	\$ 336,439.05	\$ 175,230.37	\$ 168,333.19	\$ 1,320,873.00	\$ 444,581.00
Fund Total: Marine Service Center Fund	\$ 9,598.13	\$ 81,891.88	\$ 102,135.45	\$ (1,029,088.00)	\$ (124,581.00)




Marine Service Center Fund

Budget Year 2024

Account	Account Description	2020 Actual Amount	2021 Actual Amount	2022 Actual Amount	2023 Amended Budget	2024 Budget
Fund 260 - Marine Service Center						
<i>Operating Expenses</i>						
5203.001	Utilities	183.79	(14,698.17)	11,914.22	17,000.00	17,000.00
5204.000	Telephone	2,935.29	2,961.52	2,944.29	2,940.00	2,900.00
5205.000	Insurance	5,235.12	7,424.24	7,919.04	7,900.00	7,950.00
5208.000	Bldg Repair & Maint	66,753.27	64,231.00	76,482.96	106,927.00	45,303.00
5212.000	Contracted/Purchased Serv	939.70	6,817.68	1,598.66	80,889.00	151,000.00
5214.000	Interdepartment Services	18,930.73	21,941.06	21,481.96	24,002.00	24,435.00
5226.000	Advertising	246.97	339.00	.00	.00	.00
<i>Operating Expenses Totals</i>		\$95,224.87	\$89,016.33	\$122,341.13	\$239,658.00	\$248,588.00
<i>Amortization & Depreciation</i>						
6201.000	Depreciation-Land Improve	1,563.00	1,563.00	1,563.00	1,563.00	1,563.00
6205.000	Depreciation-Buildings	18,524.90	18,524.88	18,302.90	18,525.00	18,303.00
6206.000	Depreciation-Machinery	11,126.28	11,126.16	11,126.16	11,127.00	11,127.00
<i>Amortization & Depreciation Totals</i>		\$31,214.18	\$31,214.04	\$30,992.06	\$31,215.00	\$30,993.00
<i>Cash Basis Expenditures</i>						
7200.000	Interfund Transfers Out	210,000.00	55,000.00	15,000.00	1,050,000.00	165,000.00
<i>Cash Basis Expenditures Totals</i>		\$210,000.00	\$55,000.00	\$15,000.00	\$1,050,000.00	\$165,000.00
Fund 260 - Marine Service Center Totals		\$336,439.05	\$175,230.37	\$168,333.19	\$1,320,873.00	\$444,581.00
Net Grand Totals		\$336,439.05	\$175,230.37	\$168,333.19	\$1,320,873.00	\$444,581.00

MSC Fund - Fund 770
FY2024 Capital Projects

Status	Project number	Project Description	Source -							Source- Total authorized (approved + contingent)
			Source - Grants (approved)	Loans/ Bond Proceeds (approved)	Source - Working Capital	Source - Other source	Source - Contingent Grants	Source - Contingent Loans/Bonding	Source - Contingent Other	
Authorized/in progress	90905	MSC Bulkhead Condition Assessment	-	-	80,000	-	-	-	-	80,000
Authorized/in progress	90926	Arctic Door Replacement Egress	-	-	10,000	-	-	-	-	10,000
Authorized/in progress	90928	Freezer Vestibule Entry Curtains	-	-	10,000	-	-	-	-	10,000
Authorized/in progress	90930	Replace Loading Dock Bumper	-	-	15,000	-	-	-	-	15,000
Authorized/in progress	90959	MSC overhead doors	-	-	15,000	-	-	-	-	15,000
Authorized/in progress	90995	MSC Pre-shutdown Condition Assessment	-	-	35,000	-	-	-	-	35,000
Authorized/in progress Total			-	-	165,000	-	-	-	-	165,000
New FY24	90959	MSC overhead doors	-	-	15,000	-	-	-	-	15,000
New FY24	90995	MSC Pre-shutdown Condition Assessment	-	-	150,000	-	-	-	-	150,000
New FY24 Total			-	-	165,000	-	-	-	-	165,000
Grand Total			-	-	330,000	-	-	-	-	330,000



City and Borough of Sitka

DRAFT

GARY PAXTON INDUSTRIAL
FUND

FISCAL YEAR 2024

Operating Budget

City and Borough of Sitka, AK

GARY PAXTON INDUSTRIAL PARK FUND - SUMMARY BY EXPENDITURE TYPE

	2020 Actual Amount	2021 Actual Amount	2022 Actual Amount	2023 Amended Budget	2024 Budget
Revenue					
State Revenue	\$ -	\$ -	\$ -	\$ -	\$ -
Federal Revenue	\$ -	\$ -	\$ -	\$ -	\$ -
Operating Revenue	\$ 37,461.89	\$ 62,921.50	\$ 88,410.81	\$ 75,000.00	\$ 70,700.00
Other Operating Revenue	\$ -	\$ 116.89	\$ 1,578.32	\$ -	\$ -
Non-Operating Revenue	\$ -	\$ -	\$ -	\$ -	\$ -
Uses of Property & Investments	\$ 183,542.92	\$ 84,854.11	\$ 134,299.22	\$ 136,851.00	\$ 143,959.00
Interfund Billings	\$ -	\$ -	\$ -	\$ -	\$ -
Miscellaneous Revenue	\$ -	\$ 5,214.69	\$ 2,627.37	\$ -	\$ -
Cash Basis Receipts	<u>\$ 106,705.79</u>	<u>\$ 124,183.12</u>	<u>\$ 34,234.19</u>	<u>\$ 20,200.00</u>	<u>\$ 15,700.00</u>
Revenue Totals	\$ 327,710.60	\$ 277,290.31	\$ 261,149.91	\$ 232,051.00	\$ 230,359.00
Expenditures					
Salaries and Wages	\$ -	\$ -	\$ -	\$ -	\$ -
Fringe Benefits	\$ -	\$ -	\$ -	\$ -	\$ -
Operating Expenses	\$ 244,473.06	\$ 220,088.35	\$ 254,131.58	\$ 267,121.00	\$ 271,719.00
Amortization & Depreciation	\$ 434,014.86	\$ 434,825.28	\$ 410,097.17	\$ 410,167.00	\$ 410,099.00
Cash Basis Expenditures	<u>\$ 11,236.58</u>	<u>\$ 41,756.04</u>	<u>\$ 22,290.04</u>	<u>\$ 25,000.00</u>	<u>\$ 20,000.00</u>
Expenditure Totals	\$ 689,724.50	\$ 696,669.67	\$ 686,518.79	\$ 702,288.00	\$ 701,818.00
Fund Total: GPIF Fund	<u>\$ (362,013.90)</u>	<u>\$ (419,379.36)</u>	<u>\$ (425,368.88)</u>	<u>\$ (470,237.00)</u>	<u>\$ (471,459.00)</u>

City and Borough of Sitka, AK

GARY PAXTON INDUSTRIAL PARK FUND - SUMMARY BY DEPARTMENT

	2020 Actual Amount	2021 Actual Amount	2022 Actual Amount	2023 Amended	2024 Budget
Revenue					
State Revenue	\$ -	\$ -	\$ -	\$ -	\$ -
Federal Revenue	\$ -	\$ -	\$ -	\$ -	\$ -
Operating Revenue	\$ 37,461.89	\$ 62,921.50	\$ 88,410.81	\$ 75,000.00	\$ 70,700.00
Other Operating Revenue	\$ -	\$ -	\$ -	\$ -	\$ -
Non-Operating Revenue	\$ -	\$ 116.89	\$ 1,578.32	\$ -	\$ -
Uses of Prop & Investment	\$ 183,542.92	\$ 84,854.11	\$ 134,299.22	\$ 136,851.00	\$ 143,959.00
Interfund Billings	\$ -	\$ -	\$ -	\$ -	\$ -
Miscellaneous	\$ -	\$ 5,214.69	\$ 2,627.37	\$ -	\$ -
Cash Basis Receipts	\$ 106,705.79	\$ 124,183.12	\$ 34,234.19	\$ 20,200.00	\$ 15,700.00
Revenue Totals	\$ 327,710.60	\$ 277,290.31	\$ 261,149.91	\$ 232,051.00	\$ 230,359.00
Expenditures					
Operations	\$ 241,237.22	\$ 218,470.43	\$ 254,131.58	\$ 267,121.00	\$ 271,719.00
Depreciation/Amortization	\$ 434,014.86	\$ 434,825.28	\$ 410,097.17	\$ 410,167.00	\$ 410,099.00
Debt Payments	\$ 3,235.84	\$ 1,617.92	\$ -	\$ -	\$ -
Fixed Asset Acquisition	\$ -	\$ -	\$ -	\$ -	\$ -
Transfers to Capital Projects and Other Funds	\$ 11,236.58	\$ 41,756.04	\$ 22,290.04	\$ 25,000.00	\$ 20,000.00
Other	\$ -	\$ -	\$ -	\$ -	\$ -
Expenditure Totals	\$ 689,724.50	\$ 696,669.67	\$ 686,518.79	\$ 702,288.00	\$ 701,818.00
Fund Total: GPIIP Fund	\$ (362,013.90)	\$ (419,379.36)	\$ (425,368.88)	\$ (470,237.00)	\$ (471,459.00)




Gary Paxton Industrial Park Fund

Budget Year 2024

Account	Account Description	2020 Actual Amount	2021 Actual Amount	2022 Actual Amount	2023 Amended Budget	2024 Budget
Fund 270 - Gary Paxton Industrial Park						
<i>Operating Expenses</i>						
5203.001	Utilities	16,089.23	19,466.02	22,287.08	20,000.00	25,000.00
5203.004	Solid Waste	.00	.00	4,023.64	.00	2,500.00
5204.000	Telephone	1,414.33	1,416.38	2,462.07	1,400.00	1,500.00
5205.000	Insurance	22,059.09	19,831.43	19,303.93	20,950.00	24,000.00
5206.000	Supplies	.00	.00	1,486.07	.00	2,500.00
5207.000	Repairs & Maintenance	.00	1,611.49	.00	15,000.00	15,000.00
5208.000	Bldg Repair & Maint	469.98	.00	.00	.00	.00
5212.000	Contracted/Purchased Serv	96,623.43	106,839.40	97,521.35	112,725.00	112,725.00
5214.000	Interdepartment Services	70,121.76	66,863.52	83,336.06	89,246.00	79,194.00
5223.000	Tools & Small Equipment	.00	.00	.00	1,000.00	1,000.00
5225.000	Legal Expenditures	30,208.40	522.00	23,340.86	2,500.00	5,000.00
5226.000	Advertising	.00	457.24	.00	2,500.00	1,500.00
5230.000	Bad Debts	2,146.97	404.29	.00	.00	.00
5231.000	Credit Card Expense	1,072.47	1,058.66	370.52	800.00	800.00
5290.000	Other Expenses	1,031.56	.00	.00	1,000.00	1,000.00
5295.000	Interest Expense	3,235.84	1,617.92	.00	.00	.00
<i>Operating Expenses Totals</i>		\$244,473.06	\$220,088.35	\$254,131.58	\$267,121.00	\$271,719.00
<i>Amortization & Depreciation</i>						
6101.000	Amortization	24,660.24	24,660.24	.00	.00	.00
6201.000	Depreciation-Land Improve	145,262.41	145,262.40	145,262.40	145,263.00	145,263.00
6202.000	Depreciation-Plants	62,520.24	62,520.12	62,520.12	62,521.00	62,521.00
6203.000	Depreciation-Harbors	190,031.33	190,842.00	190,842.00	190,842.00	190,842.00
6205.000	Depreciation-Buildings	11,540.64	11,540.52	11,472.65	11,541.00	11,473.00
<i>Amortization & Depreciation Totals</i>		\$434,014.86	\$434,825.28	\$410,097.17	\$410,167.00	\$410,099.00
<i>Cash Basis Expenditures</i>						
7200.000	Interfund Transfers Out	11,236.58	41,756.04	22,290.04	25,000.00	20,000.00
<i>Cash Basis Expenditures Totals</i>		\$11,236.58	\$41,756.04	\$22,290.04	\$25,000.00	\$20,000.00
Fund 270 - Gary Paxton Industrial Park Totals		\$689,724.50	\$696,669.67	\$686,518.79	\$702,288.00	\$701,818.00
Net Grand Totals		\$689,724.50	\$696,669.67	\$686,518.79	\$702,288.00	\$701,818.00

GPIP Fund - Fund 780
 FY2024 Capital Projects

Status	Project number	Project Description	Source - Grants (approved)	Source - Loans/ Bond Proceeds (approved)	Source - Working Capital	Source - Other source	Source - Contingent Grants	Source - Contingent Loans/Bonding	Source - Contingent Other	Source- Total authorized (approved + contingent)
Authorized/in progress	80273	Site Improvements	-	-	232,185	-	-	-	-	232,185
Authorized/in progress	90875	GPIP Wash down pad	-	-	20,000	-	-	-	-	20,000
Authorized/in progress	90960	Geotech assessment of APC landfill sites	-	-	-	270,000	-	-	-	270,000
Authorized/in progress	90938	GPIP Potable Water	-	-	25,000	-	-	-	-	25,000
Authorized/in progress	90931	Marine Vessel Haul Out and Shipyard	-	-	8,281,040	-	-	-	-	8,281,040
Authorized/in progress Total			-	-	8,558,225	270,000	-	-	-	8,828,225
Grand Total			-	-	8,558,225	270,000	-	-	-	8,828,225



City and Borough of Sitka
DRAFT
INFORMATION TECHNOLOGY
FUND

FISCAL YEAR 2024

Operating Budget

City and Borough of Sitka, AK

INFORMATION TECHNOLOGY FUND - SUMMARY BY EXPENDITURE TYPE

	2020 Actual Amount	2021 Actual Amount	2022 Actual Amount	2023 Amended Budget	2024 Budget
Revenue					
State Revenue	\$ 26,118.17	\$ 31,537.31	\$ 78.00	\$ 21,185.00	\$ 26,113.00
Federal Revenue	\$ -	\$ 13,024.07	\$ -	\$ -	\$ -
Services	\$ 1,540,800.00	\$ 1,552,138.68	\$ 1,483,401.84	\$ 1,574,125.00	\$ 2,083,301.00
Other Operating Revenue	\$ 652.71	\$ -	\$ -	\$ -	\$ -
Uses of Property & Investments	\$ 16,391.60	\$ (1,451.09)	\$ (26,978.08)	\$ 4,000.00	\$ 5,000.00
Interfund Billings	\$ -	\$ -	\$ -	\$ -	\$ -
Miscellaneous Revenue	\$ -	\$ -	\$ -	\$ -	\$ -
Cash Basis Receipts	\$ 24,791.44	\$ -	\$ 381,706.25	\$ -	\$ -
Revenue Totals	\$ 1,608,753.92	\$ 1,595,248.97	\$ 1,838,208.01	\$ 1,599,310.00	\$ 2,114,414.00
Expenditures					
Salaries and Wages	\$ 269,829.69	\$ 276,839.37	\$ 287,340.69	\$ 425,972.88	\$ 438,984.00
Fringe Benefits	\$ 154,515.34	\$ 282,031.91	\$ 99,060.26	\$ 293,381.78	\$ 256,279.77
Operating Expenses	\$ 753,614.79	\$ 833,684.93	\$ 984,569.09	\$ 1,200,783.89	\$ 1,428,822.00
Amortization & Depreciation	\$ 240,465.31	\$ 266,168.80	\$ 180,815.39	\$ 266,170.00	\$ 180,816.00
Cash Basis Expenditures	\$ -	\$ -	\$ -	\$ 134,918.00	\$ -
Expenditure Totals	\$ 1,418,425.13	\$ 1,658,725.01	\$ 1,551,785.43	\$ 2,321,226.55	\$ 2,304,901.77
Fund Total: IT Fund	\$ 190,328.79	\$ (63,476.04)	\$ 286,422.58	\$ (721,916.55)	\$ (190,487.77)

City and Borough of Sitka, AK

INFORMATION TECHNOLOGY FUND - SUMMARY BY DEPARTMENT

	2020 Actual Amount	2021 Actual Amount	2022 Actual Amount	2023 Amended Budget	2024 Budget
Revenue					
State Revenue	\$ 26,118.17	\$ 31,537.31	\$ 78.00	\$ 21,185.00	\$ 26,113.00
Federal Revenue	\$ -	\$ 13,024.07	\$ -	\$ -	\$ -
Services	\$ 1,541,452.71	\$ 1,552,138.68	\$ 1,483,401.84	\$ 1,574,125.00	\$ 2,083,301.00
Other Operating Revenue	\$ -	\$ -	\$ -	\$ -	\$ -
Uses of Property & Investments	\$ 16,391.60	\$ (1,451.09)	\$ (26,978.08)	\$ 4,000.00	\$ 5,000.00
Interfund Billings	\$ -	\$ -	\$ -	\$ -	\$ -
Miscellaneous Revenue	\$ -	\$ -	\$ -	\$ -	\$ -
Cash Basis Receipts	\$ 24,791.44	\$ -	\$ 381,706.25	\$ -	\$ -
Revenue Totals	\$ 1,608,753.92	\$ 1,595,248.97	\$ 1,838,208.01	\$ 1,599,310.00	\$ 2,114,414.00
Expenditures					
Operations	\$ 1,167,360.57	\$ 1,385,490.05	\$ 1,367,437.30	\$ 1,920,138.55	\$ 2,124,085.77
Depreciation/Amortization	\$ 240,465.31	\$ 266,168.80	\$ 180,815.39	\$ 266,170.00	\$ 180,816.00
Debt Payments	\$ 10,599.25	\$ 7,066.16	\$ 3,532.74	\$ -	\$ -
Fixed Asset Acquisition	\$ -	\$ -	\$ -	\$ 30,000.00	\$ -
Transfers to Capital Projects and Other Funds	\$ -	\$ -	\$ -	\$ 104,918.00	\$ -
Other	\$ -	\$ -	\$ -	\$ -	\$ -
Expenditure Totals	\$ 1,418,425.13	\$ 1,658,725.01	\$ 1,551,785.43	\$ 2,321,226.55	\$ 2,304,901.77
Fund Total: IT Fund	\$ 190,328.79	\$ (63,476.04)	\$ 286,422.58	\$ (721,916.55)	\$ (190,487.77)



Information Technology Fund

Budget Year 2024


Account	Account Description	2020 Actual Amount	2021 Actual Amount	2022 Actual Amount	2023 Amended Budget	2024 Budget
Fund 300 - Information Technology Fund						
<i>Salaries and Wages</i>						
5110.001	Regular Salaries/Wages	254,664.01	258,063.91	269,961.36	425,972.88	438,984.00
5110.002	Holidays	10,984.92	13,009.16	13,048.44	.00	.00
5110.003	Sick Leave	3,174.06	4,758.72	3,652.80	.00	.00
5110.004	Overtime	1,006.70	1,007.58	678.09	.00	.00
<i>Salaries and Wages Totals</i>		\$269,829.69	\$276,839.37	\$287,340.69	\$425,972.88	\$438,984.00
<i>Fringe Benefits</i>						
5120.001	Annual Leave	41,053.69	34,516.73	31,201.38	15,774.00	15,210.00
5120.002	SBS	18,336.53	19,018.64	19,804.92	27,079.20	27,842.12
5120.003	Medicare	4,337.39	4,498.69	4,684.68	6,405.33	6,585.81
5120.004	PERS	104,131.60	63,787.92	70,080.47	93,713.89	96,576.71
5120.005	Health Insurance	91,343.20	114,194.89	84,564.73	127,902.36	82,670.64
5120.006	Life Insurance	47.64	47.64	42.63	44.40	52.44
5120.007	Workmen's Compensation	1,373.29	1,036.59	992.45	1,277.60	1,229.03
5120.011	PERS on Behalf	.00	81,408.81	(9,476.00)	21,185.00	26,113.02
5400.000	OPEB Expense	(106,108.00)	(36,478.00)	(102,835.00)	.00	.00
<i>Fringe Benefits Totals</i>		\$154,515.34	\$282,031.91	\$99,060.26	\$293,381.78	\$256,279.77
<i>Operating Expenses</i>						
5201.000	Training and Travel	641.10	595.00	8,068.30	12,500.00	15,500.00
5204.000	Telephone	228,192.82	262,906.98	266,321.64	275,300.00	392,400.00
5204.001	Cell Phone Stipend	900.00	900.00	1,125.00	1,500.00	1,500.00
5205.000	Insurance	16,165.83	22,944.39	18,977.29	22,190.00	25,000.00
5206.000	Supplies	2,916.63	1,518.52	262.84	15,000.00	15,000.00
5207.000	Repairs & Maintenance	135,234.22	199,063.18	180,356.61	331,365.12	266,450.00
5208.000	Bldg Repair & Maint	.00	5,961.00	6,987.96	10,380.00	11,673.00
5212.000	Contracted/Purchased Serv	163,013.98	176,609.48	305,501.87	230,556.02	397,750.00
5214.000	Interdepartment Services	101,140.96	84,174.96	92,406.96	156,860.00	147,449.00
5221.000	Transportation/Vehicles	900.00	900.00	.00	1,800.00	2,700.00
5222.000	Postage	173.69	28.95	40.55	.00	.00
5223.000	Tools & Small Equipment	90,927.53	70,710.70	99,556.92	143,332.75	153,400.00
5224.000	Dues & Publications	2,606.88	.00	.00	.00	.00
5226.000	Advertising	48.65	.00	1,274.76	.00	.00
5290.000	Other Expenses	153.25	305.61	155.65	.00	.00
5295.000	Interest Expense	10,599.25	7,066.16	3,532.74	.00	.00



Information Technology Fund

Budget Year 2024

Account	Account Description	2020 Actual Amount	2021 Actual Amount	2022 Actual Amount	2023 Amended Budget	2024 Budget
Fund 300 - Information Technology Fund						
<i>Operating Expenses</i>						
<i>Operating Expenses Totals</i>		\$753,614.79	\$833,684.93	\$984,569.09	\$1,200,783.89	\$1,428,822.00
<i>Amortization & Depreciation</i>						
6205.000	Depreciation-Buildings	1,416.96	1,416.96	1,416.96	1,417.00	1,417.00
6206.000	Depreciation-Machinery	237,555.55	264,002.29	179,398.43	264,003.00	179,399.00
6208.000	Deprec-Furniture/Fixtures	1,492.80	749.55	.00	750.00	.00
<i>Amortization & Depreciation Totals</i>		\$240,465.31	\$266,168.80	\$180,815.39	\$266,170.00	\$180,816.00
<i>Cash Basis Expenditures</i>						
7106.000	Fixed Assets-Machinery	.00	.00	.00	30,000.00	.00
7200.000	Interfund Transfers Out	.00	.00	.00	104,918.00	.00
<i>Cash Basis Expenditures Totals</i>		\$0.00	\$0.00	\$0.00	\$134,918.00	\$0.00
Fund 300 - Information Technology Fund Totals		\$1,418,425.13	\$1,658,725.01	\$1,551,785.43	\$2,321,226.55	\$2,304,901.77
Net Grand Totals		\$1,418,425.13	\$1,658,725.01	\$1,551,785.43	\$2,321,226.55	\$2,304,901.77



City and Borough of Sitka
DRAFT
CENTRAL GARAGE FUND

FISCAL YEAR 2024

Operating Budget

City and Borough of Sitka, AK

CENTRAL GARAGE FUND - SUMMARY BY EXPENDITURE TYPE

	2020 Actual Amount	2021 Actual Amount	2022 Actual Amount	2023 Amended Budget	2024 Budget
Revenue					
State Revenue	\$ 11,946.28	\$ 11,307.72	\$ 32.00	\$ 9,557.00	\$ 10,686.00
Federal Revenue	\$ -	\$ -	\$ -	\$ -	\$ -
Services	\$ 1,734,402.74	\$ 1,654,918.05	\$ 1,702,069.98	\$ 1,469,550.00	\$ 2,556,483.00
Other Operating Revenue	\$ -	\$ -	\$ -	\$ -	\$ -
Uses of Property & Investments	\$ 265,219.02	\$ 62,925.56	\$ (197,860.49)	\$ 70,188.00	\$ 78,688.00
Interfund Billings	\$ -	\$ -	\$ -	\$ -	\$ -
Miscellaneous Revenue	\$ -	\$ 8,494.04	\$ 525.00	\$ -	\$ -
Cash Basis Receipts	\$ 60,000.00	\$ 115,855.00	\$ 296,786.57	\$ 175,141.00	\$ 374,623.00
Revenue Totals	\$ 2,071,568.04	\$ 1,853,500.37	\$ 1,801,553.06	\$ 1,724,436.00	\$ 3,020,480.00
Expenditures					
Salaries and Wages	\$ 127,888.46	\$ 105,175.79	\$ 122,884.85	\$ 134,005.61	\$ 137,884.81
Fringe Benefits	\$ 114,992.20	\$ 49,085.41	\$ 65,402.11	\$ 98,377.91	\$ 104,660.87
Operating Expenses	\$ 491,015.07	\$ 529,854.98	\$ 563,420.46	\$ 613,867.66	\$ 635,929.00
Amortization & Depreciation	\$ 568,667.67	\$ 674,823.23	\$ 673,979.81	\$ 669,119.00	\$ 673,981.00
Cash Basis Expenditures	\$ -	\$ -	\$ -	\$ 1,261,151.22	\$ 1,789,983.00
Expenditure Totals	\$ 1,302,563.40	\$ 1,358,939.41	\$ 1,425,687.23	\$ 2,776,521.40	\$ 3,342,438.68
Fund Total: Central Garage Fund	\$ 769,004.64	\$ 494,560.96	\$ 375,865.83	\$ (1,052,085.40)	\$ (321,958.68)

City and Borough of Sitka, AK

CENTRAL GARAGE FUND - SUMMARY BY DEPARTMENT

	2020 Actual Amount	2021 Actual Amount	2022 Actual Amount	2023 Amended Budget	2024 Budget
Revenue					
State Revenue	\$ 11,946.28	\$ 11,307.72	\$ 32.00	\$ 9,557.00	\$ 10,686.00
Federal Revenue	\$ -	\$ -	\$ -	\$ -	\$ -
Services	\$ 1,734,402.74	\$ 1,654,918.05	\$ 1,702,069.98	\$ 1,469,550.00	\$ 2,556,483.00
Other Operating Revenue	\$ -	\$ -	\$ -	\$ -	\$ -
Uses of Property & Investments	\$ 265,219.02	\$ 62,925.56	\$ (197,860.49)	\$ 70,188.00	\$ 78,688.00
Interfund Billings	\$ -	\$ -	\$ -	\$ -	\$ -
Miscellaneous Revenue	\$ -	\$ 8,494.04	\$ 525.00	\$ -	\$ -
Cash Basis Receipts	\$ 60,000.00	\$ 115,855.00	\$ 296,786.57	\$ 175,141.00	\$ 374,623.00
Revenue Totals	\$ 2,071,568.04	\$ 1,853,500.37	\$ 1,801,553.06	\$ 1,724,436.00	\$ 3,020,480.00
Expenditures					
Administration	\$ 280,414.93	\$ 292,574.03	\$ 236,198.50	\$ 276,054.64	\$ 300,542.65
Operations	\$ 448,480.80	\$ 389,042.15	\$ 515,508.92	\$ 570,196.54	\$ 577,932.03
Jobbing					\$ -
Depreciation/Amortization	\$ 568,667.67	\$ 674,823.23	\$ 673,979.81	\$ 669,119.00	\$ 673,981.00
Debt Payments	\$ 5,000.00	\$ 2,500.00	\$ -	\$ -	\$ -
Fixed Asset Acquisition	\$ -	\$ -	\$ -	\$ 1,261,151.22	\$ 927,483.00
Transfers to Capital Projects and Other Funds	\$ -	\$ -	\$ -	\$ -	\$ 862,500.00
Other	\$ -	\$ -	\$ -	\$ -	\$ -
Expenditure Totals	\$ 1,302,563.40	\$ 1,358,939.41	\$ 1,425,687.23	\$ 2,776,521.40	\$ 3,342,438.68
Fund Total: Central Garage Fund	\$ 769,004.64	\$ 494,560.96	\$ 375,865.83	\$ (1,052,085.40)	\$ (321,958.68)



Central Garage Fund

Budget Year 2024


Account	Account Description	2020 Actual Amount	2021 Actual Amount	2022 Actual Amount	2023 Amended Budget	2024 Budget
Fund 310 - Central Garage Fund						
<i>Salaries and Wages</i>						
5110.001	Regular Salaries/Wages	105,721.40	98,813.23	111,248.22	133,005.60	136,884.80
5110.002	Holidays	5,221.84	4,306.40	6,051.28	.00	.00
5110.003	Sick Leave	3,335.68	552.80	3,587.08	.00	.00
5110.004	Overtime	13,609.54	1,503.36	1,998.27	1,000.01	1,000.01
<i>Salaries and Wages Totals</i>		\$127,888.46	\$105,175.79	\$122,884.85	\$134,005.61	\$137,884.81
<i>Fringe Benefits</i>						
5120.001	Annual Leave	11,537.75	7,347.12	11,359.72	6,288.00	6,494.00
5120.002	SBS	8,366.91	6,755.32	8,061.07	8,600.12	8,850.37
5120.003	Medicare	1,979.11	1,597.93	1,906.78	2,034.26	2,093.49
5120.004	PERS	88,426.55	23,190.81	28,930.11	29,481.23	30,334.51
5120.005	Health Insurance	43,617.60	31,186.93	34,537.56	37,678.08	41,822.88
5120.006	Life Insurance	22.20	19.52	22.20	22.20	22.20
5120.007	Workmen's Compensation	7,493.08	4,375.06	4,580.67	4,717.02	4,356.98
5120.011	PERS on Behalf	.00	(13,138.28)	20,362.00	9,557.00	10,686.44
5400.000	OPEB Expense	(46,451.00)	(12,249.00)	(44,358.00)	.00	.00
<i>Fringe Benefits Totals</i>		\$114,992.20	\$49,085.41	\$65,402.11	\$98,377.91	\$104,660.87
<i>Operating Expenses</i>						
5201.000	Training and Travel	.00	.00	2,484.36	2,000.00	2,000.00
5202.000	Uniforms	687.64	697.10	543.17	500.00	500.00
5203.001	Utilities	35,071.62	37,677.49	35,194.23	35,000.00	35,000.00
5203.005	Heating Fuel	5,977.92	6,295.12	12,125.46	6,000.00	12,500.00
5204.000	Telephone	1,897.80	1,914.54	1,891.81	2,000.00	2,000.00
5204.001	Cell Phone Stipend	500.00	.00	.00	600.00	.00
5205.000	Insurance	110,748.24	122,644.26	103,719.95	106,050.00	105,000.00
5206.000	Supplies	160,060.27	158,466.66	202,674.26	250,800.00	250,000.00
5207.000	Repairs & Maintenance	48,956.33	75,512.77	81,450.58	76,608.66	75,000.00
5208.000	Bldg Repair & Maint	16,146.77	9,594.00	13,674.96	15,510.00	13,540.00
5211.000	Data Processing Fees	10,469.04	10,692.00	11,220.96	17,124.00	14,751.00
5212.000	Contracted/Purchased Serv	12,212.52	8,842.27	13,964.42	24,922.00	45,700.00
5214.000	Interdepartment Services	82,211.36	86,594.69	79,270.03	70,752.00	73,185.00
5221.000	Transportation/Vehicles	.00	.00	3,130.72	3,001.00	3,753.00
5223.000	Tools & Small Equipment	155.36	1,462.86	1,171.55	2,000.00	2,000.00
5226.000	Advertising	372.10	92.30	212.85	1,000.00	1,000.00



Central Garage Fund

Budget Year 2024

Account	Account Description	2020 Actual Amount	2021 Actual Amount	2022 Actual Amount	2023 Amended Budget	2024 Budget
Fund 310 - Central Garage Fund						
<i>Operating Expenses</i>						
5231.000	Credit Card Expense	113.10	464.92	65.15	.00	.00
5290.000	Other Expenses	435.00	1,004.00	626.00	.00	.00
5290.001	Loss on Disposal of Fixed Assets	.00	5,400.00	.00	.00	.00
5295.000	Interest Expense	5,000.00	2,500.00	.00	.00	.00
<i>Operating Expenses Totals</i>		\$491,015.07	\$529,854.98	\$563,420.46	\$613,867.66	\$635,929.00
<i>Amortization & Depreciation</i>						
6201.000	Depreciation-Land Improve	971.04	971.04	971.04	972.00	972.00
6205.000	Depreciation-Buildings	27,507.96	27,507.96	27,507.96	27,508.00	27,508.00
6206.000	Depreciation-Machinery	32,583.26	37,533.98	31,257.99	31,828.00	31,258.00
6207.000	Depreciation-Vehicles	507,605.41	608,810.25	614,242.82	608,811.00	614,243.00
<i>Amortization & Depreciation Totals</i>		\$568,667.67	\$674,823.23	\$673,979.81	\$669,119.00	\$673,981.00
<i>Cash Basis Expenditures</i>						
7106.000	Fixed Assets-Machinery	.00	.00	.00	895,000.00	805,983.00
7107.000	Fixed Assets-Vehicles	.00	.00	.00	366,151.22	121,500.00
7200.000	Interfund Transfers Out	.00	.00	.00	.00	862,500.00
<i>Cash Basis Expenditures Totals</i>		\$0.00	\$0.00	\$0.00	\$1,261,151.22	\$1,789,983.00
Fund 310 - Central Garage Fund Totals		\$1,302,563.40	\$1,358,939.41	\$1,425,687.23	\$2,776,521.40	\$3,342,438.68
Net Grand Totals		\$1,302,563.40	\$1,358,939.41	\$1,425,687.23	\$2,776,521.40	\$3,342,438.68



City and Borough of Sitka
DRAFT
BUILDING MAINTENANCE FUND

FISCAL YEAR 2024

Operating Budget

City and Borough of Sitka, AK

BUILDING MAINTENANCE FUND - SUMMARY BY EXPENDITURE TYPE

	2020 Actual Amount	2021 Actual Amount	2022 Actual Amount	2023 Amended Budget	2024 Budget
Revenue					
State Revenue	\$ 20,308.73	\$ 23,310.44	\$ 62.00	\$ 17,924.00	\$ 20,138.00
Federal Revenue	\$ -	\$ 6,788.33	\$ -	\$ -	\$ -
Services	\$ 515,841.98	\$ 593,598.00	\$ 651,072.41	\$ 777,615.00	\$ 821,610.00
Other Operating Revenue	\$ -	\$ -	\$ 14,500.00	\$ -	\$ -
Uses of Property & Investments	\$ 53,993.38	\$ (13,521.43)	\$ (33,461.40)	\$ 10,000.00	\$ 10,000.00
Interfund Billings	\$ -	\$ -	\$ -	\$ -	\$ -
Miscellaneous Revenue	\$ -	\$ -	\$ 13,908.00	\$ -	\$ -
Cash Basis Receipts	\$ 40,003.32	\$ 30,831.25	\$ 17,637.07	\$ 20,000.00	\$ 6,000.00
Revenue Totals	\$ 630,147.41	\$ 641,006.59	\$ 663,718.08	\$ 825,539.00	\$ 857,748.00
Expenditures					
Salaries and Wages	\$ 220,680.97	\$ 212,282.81	\$ 235,092.75	\$ 265,611.04	\$ 275,510.80
Fringe Benefits	\$ 172,313.08	\$ 199,638.42	\$ 116,782.12	\$ 209,215.89	\$ 224,886.96
Operating Expenses	\$ 297,994.07	\$ 312,262.09	\$ 355,288.58	\$ 804,027.00	\$ 960,373.00
Amortization & Depreciation	\$ 880.20	\$ 880.20	\$ 880.20	\$ 881.00	\$ 881.00
Cash Basis Expenditures	\$ -	\$ -	\$ 300,000.00	\$ -	\$ -
Expenditure Totals	\$ 691,868.32	\$ 725,063.52	\$ 1,008,043.65	\$ 1,279,734.93	\$ 1,461,651.76
Fund Total: Building Maintenance Fund	\$ (61,720.91)	\$ (84,056.93)	\$ (344,325.57)	\$ (454,195.93)	\$ (603,903.76)

City and Borough of Sitka, AK

BUILDING MAINTENANCE FUND - SUMMARY BY DEPARTMENT

	2020 Actual Amount	2021 Actual Amount	2022 Actual Amount	2023 Amended Budget	2024 Budget
Revenue					
State Revenue	\$ 20,308.73	\$ 23,310.44	\$ 62.00	\$ 17,924.00	\$ 20,138.00
Federal Revenue	\$ -	\$ 6,788.33	\$ -	\$ -	\$ -
Services	\$ 515,841.98	\$ 593,598.00	\$ 651,072.41	\$ 777,615.00	\$ 821,610.00
Other Operating Revenue	\$ -	\$ -	\$ 14,500.00	\$ -	\$ -
Uses of Property & Investments	\$ 53,993.38	\$ (13,521.43)	\$ (33,461.40)	\$ 10,000.00	\$ 10,000.00
Interfund Billings	\$ -	\$ -	\$ -	\$ -	\$ -
Miscellaneous Revenue	\$ -	\$ -	\$ 13,908.00	\$ -	\$ -
Cash Basis Receipts	\$ 40,003.32	\$ 30,831.25	\$ 17,637.07	\$ 20,000.00	\$ 6,000.00
Revenue Totals	\$ 630,147.41	\$ 641,006.59	\$ 663,718.08	\$ 825,539.00	\$ 857,748.00
Expenditures					
Administration	\$ 179,198.57	\$ 181,333.43	\$ 181,478.16	\$ 315,239.44	\$ 331,658.89
Operations	\$ 511,789.55	\$ 542,849.89	\$ 525,685.29	\$ 963,614.49	\$ 1,129,111.87
Debt Payments	\$ -	\$ -	\$ -	\$ -	\$ -
Depreciation/Amortization	\$ 880.20	\$ 880.20	\$ 880.20	\$ 881.00	\$ 881.00
Fixed Asset Acquisition	\$ -	\$ -	\$ -	\$ -	\$ -
Transfers to Capital Projects and Other Funds	\$ -	\$ -	\$ 300,000.00	\$ -	\$ -
Other	\$ -	\$ -	\$ -	\$ -	\$ -
Expenditure Totals	\$ 691,868.32	\$ 725,063.52	\$ 1,008,043.65	\$ 1,279,734.93	\$ 1,461,651.76
Fund Total: Building Maintenance Fund	\$ (61,720.91)	\$ (84,056.93)	\$ (344,325.57)	\$ (454,195.93)	\$ (603,903.76)



Building Maintenance Fund

Budget Year 2024


Account	Account Description	2020 Actual Amount	2021 Actual Amount	2022 Actual Amount	2023 Amended Budget	2024 Budget
Fund 320 - Building Maintenance Fund						
<i>Salaries and Wages</i>						
5110.001	Regular Salaries/Wages	192,577.35	183,783.14	203,891.82	251,577.04	261,476.80
5110.002	Holidays	6,418.04	8,445.93	8,985.49	.00	.00
5110.003	Sick Leave	9,347.00	8,592.36	8,753.61	.00	.00
5110.004	Overtime	11,101.83	11,461.38	13,461.83	7,500.00	7,500.00
5110.010	Temp Wages	1,236.75	.00	.00	6,534.00	6,534.00
<i>Salaries and Wages Totals</i>		\$220,680.97	\$212,282.81	\$235,092.75	\$265,611.04	\$275,510.80
<i>Fringe Benefits</i>						
5120.001	Annual Leave	26,305.80	12,979.46	20,423.01	9,810.00	10,638.00
5120.002	SBS	14,303.15	14,595.60	15,152.07	16,883.19	17,540.99
5120.003	Medicare	3,383.26	3,452.47	3,584.08	3,993.61	4,149.14
5120.004	PERS	131,364.55	49,914.17	54,180.94	56,996.76	59,174.98
5120.005	Health Insurance	66,792.31	92,595.29	88,224.44	96,230.40	106,779.72
5120.006	Life Insurance	37.03	36.36	36.36	36.36	36.36
5120.007	Workmen's Compensation	11,533.98	8,959.63	7,934.22	7,341.57	6,429.54
5120.011	PERS on Behalf	.00	43,748.44	7,988.00	17,924.00	20,138.23
5400.000	OPEB Expense	(81,407.00)	(26,643.00)	(80,741.00)	.00	.00
<i>Fringe Benefits Totals</i>		\$172,313.08	\$199,638.42	\$116,782.12	\$209,215.89	\$224,886.96
<i>Operating Expenses</i>						
5201.000	Training and Travel	.00	370.00	.00	15,600.00	15,600.00
5202.000	Uniforms	317.32	237.05	277.80	400.00	900.00
5203.005	Heating Fuel	.00	.00	17.21	.00	.00
5204.000	Telephone	499.95	400.00	.00	.00	.00
5204.001	Cell Phone Stipend	900.00	900.00	900.00	900.00	900.00
5206.000	Supplies	43,060.97	54,456.49	49,182.63	57,932.00	73,755.00
5207.000	Repairs & Maintenance	10,256.19	14,040.77	17,048.48	30,150.00	32,565.00
5211.000	Data Processing Fees	13,391.04	13,521.96	14,166.00	20,684.00	18,810.00
5212.000	Contracted/Purchased Serv	125,897.90	123,415.81	173,841.66	564,718.00	700,963.00
5214.000	Interdepartment Services	80,443.09	82,798.92	75,837.31	84,910.00	85,211.00
5221.000	Transportation/Vehicles	20,578.05	19,071.35	20,170.84	21,569.00	24,505.00
5223.000	Tools & Small Equipment	1,172.88	1,468.27	1,488.11	4,664.00	4,664.00
5226.000	Advertising	.00	339.00	242.40	.00	.00
5227.002	Rent-Equipment	565.40	1,242.47	583.60	2,500.00	2,500.00
5290.000	Other Expenses	911.28	.00	1,532.54	.00	.00



Building Maintenance Fund

Budget Year 2024

Account	Account Description	2020 Actual Amount	2021 Actual Amount	2022 Actual Amount	2023 Amended Budget	2024 Budget
Fund 320 - Building Maintenance Fund						
<i>Operating Expenses</i>						
	<i>Operating Expenses Totals</i>	\$297,994.07	\$312,262.09	\$355,288.58	\$804,027.00	\$960,373.00
<i>Amortization & Depreciation</i>						
6206.000	Depreciation-Machinery	880.20	880.20	880.20	881.00	881.00
	<i>Amortization & Depreciation Totals</i>	\$880.20	\$880.20	\$880.20	\$881.00	\$881.00
<i>Cash Basis Expenditures</i>						
7200.000	Interfund Transfers Out	.00	.00	300,000.00	.00	.00
	<i>Cash Basis Expenditures Totals</i>	\$0.00	\$0.00	\$300,000.00	\$0.00	\$0.00
Fund 320 - Building Maintenance Fund Totals		\$691,868.32	\$725,063.52	\$1,008,043.65	\$1,279,734.93	\$1,461,651.76
Net Grand Totals		\$691,868.32	\$725,063.52	\$1,008,043.65	\$1,279,734.93	\$1,461,651.76



City and Borough of Sitka
DRAFT
SPECIAL REVENUE FUNDS

FISCAL YEAR 2024

Operating Budget

City and Borough of Sitka, AK

PET ADOPTION - SUMMARY BY EXPENDITURE TYPE
Fund 113

	2020 Actual Amount	2021 Actual Amount	2022 Actual Amount	2023 Amended Budget	2024 Budget
Revenue					
Services	\$ -	\$ -	\$ -	\$ -	\$ -
Other Operating Revenue	\$ -	\$ -	\$ -	\$ -	\$ -
Uses of Property & Investments	\$ 1,399.07	\$ 942.72	\$ 591.49	\$ 600.00	\$ 600.00
Interfund Billings	\$ -	\$ -	\$ -	\$ -	\$ -
Miscellaneous Revenue	\$ 17,612.41	\$ 3,930.00	\$ 12,698.85	\$ 5,000.00	\$ 5,000.00
Cash Basis Receipts	\$ -	\$ -	\$ -	\$ -	\$ -
Revenue Totals	\$ 19,011.48	\$ 4,872.72	\$ 13,290.34	\$ 5,600.00	\$ 5,600.00
Expenditures					
Salaries and Wages	\$ -	\$ -	\$ -	\$ -	\$ -
Fringe Benefits	\$ -	\$ -	\$ -	\$ -	\$ -
Operating Expenses	\$ 5,283.67	\$ 10,082.62	\$ 23,513.96	\$ 25,000.00	\$ 25,000.00
Cash Basis Expenditures	\$ -	\$ -	\$ -	\$ -	\$ -
Expenditure Totals	\$ 5,283.67	\$ 10,082.62	\$ 23,513.96	\$ 25,000.00	\$ 25,000.00
Fund Total: Pet Adoption Fund	\$ 13,727.81	\$ (5,209.90)	\$ (10,223.62)	\$ (19,400.00)	\$ (19,400.00)

City and Borough of Sitka, AK

SITKA FORFEITURE FUND - SUMMARY BY EXPENDITURE TYPE
Fund 151

	2020 Actual Amount	2021 Actual Amount	2022 Actual Amount	2023 Amended Budget	2024 Budget
Revenue					
State Revenue	\$ -	\$ -	\$ -	\$ -	\$ -
Federal Revenue	\$ -	\$ -	\$ -	\$ -	\$ -
Services	\$ -	\$ -	\$ -	\$ -	\$ -
Other Operating Revenue	\$ -	\$ -	\$ -	\$ -	\$ -
Uses of Property & Investments	\$ -	\$ -	\$ -	\$ -	\$ -
Interfund Billings	\$ -	\$ -	\$ -	\$ -	\$ -
Miscellaneous Revenue	\$ -	\$ 75,261.17	\$ -	\$ 1,000.00	\$ 1,000.00
Cash Basis Receipts	\$ -	\$ -	\$ -	\$ -	\$ -
Revenue Totals	\$ -	\$ 75,261.17	\$ -	\$ 1,000.00	\$ 1,000.00
Expenditures					
Salaries and Wages	\$ -	\$ -	\$ -	\$ -	\$ -
Fringe Benefits	\$ -	\$ -	\$ -	\$ -	\$ -
Operating Expenses	\$ -	\$ -	\$ -	\$ 50,000.00	\$ 50,000.00
Cash Basis Expenditures	\$ -	\$ -	\$ -	\$ -	\$ -
Expenditure Totals	\$ -	\$ -	\$ -	\$ 50,000.00	\$ 50,000.00
Fund Total: Sitka Forfeiture Fund	\$ -	\$ 75,261.17	\$ -	\$ (49,000.00)	\$ (49,000.00)

City and Borough of Sitka, AK

LIBRARY BUILDING FUND - SUMMARY BY EXPENDITURE TYPE
Fund 165

	2020 Actual Amount	2021 Actual Amount	2022 Actual Amount	2023 Amended Budget	2024 Budget
Revenue					
State Revenue	\$ -	\$ -	\$ -	\$ -	\$ -
Federal Revenue	\$ -	\$ -	\$ -	\$ -	\$ -
Services	\$ -	\$ -	\$ -	\$ -	\$ -
Other Operating Revenue	\$ -	\$ -	\$ -	\$ -	\$ -
Uses of Property & Investments	\$ 768.79	\$ (159.74)	\$ (656.51)	\$ 200.00	\$ 200.00
Interfund Billings	\$ -	\$ -	\$ -	\$ -	\$ -
Miscellaneous Revenue	\$ -	\$ -	\$ -	\$ -	\$ -
Cash Basis Receipts	\$ -	\$ -	\$ -	\$ -	\$ -
Revenue Totals	\$ 768.79	\$ (159.74)	\$ (656.51)	\$ 200.00	\$ 200.00
Expenditures					
Salaries and Wages	\$ -	\$ -	\$ -	\$ -	\$ -
Fringe Benefits	\$ -	\$ -	\$ -	\$ -	\$ -
Operating Expenses	\$ -	\$ -	\$ -	\$ 1,000.00	\$ 1,000.00
Cash Basis Expenditures	\$ -	\$ -	\$ -	\$ -	\$ -
Expenditure Totals	\$ -	\$ -	\$ -	\$ 1,000.00	\$ 1,000.00
Fund Total: Library Building Fund	\$ 768.79	\$ (159.74)	\$ (656.51)	\$ (800.00)	\$ (800.00)

City and Borough of Sitka, AK

SOUTHEAST ALASKA ECONOMIC DEVELOPMENT FUND - SUMMARY BY EXPENDITURE TYPE
Fund 171

	2020 Actual Amount	2021 Actual Amount	2022 Actual Amount	2023 Amended Budget	2024 Budget
Revenue					
State Revenue	\$ -	\$ -	\$ -	\$ -	\$ -
Federal Revenue	\$ -	\$ -	\$ -	\$ -	\$ -
Services	\$ -	\$ -	\$ -	\$ -	\$ -
Other Operating Revenue	\$ -	\$ -	\$ -	\$ -	\$ -
Uses of Property & Investments	\$ 64,779.22	\$ 43,995.90	\$ 15,908.42	\$ 20,000.00	\$ 6,000.00
Interfund Billings	\$ -	\$ -	\$ -	\$ -	\$ -
Miscellaneous Revenue	\$ 52,400.00	\$ -	\$ -	\$ -	\$ -
Cash Basis Receipts	\$ -	\$ -	\$ -	\$ -	\$ -
Revenue Totals	\$ 117,179.22	\$ 43,995.90	\$ 15,908.42	\$ 20,000.00	\$ 6,000.00
Expenditures					
Salaries and Wages	\$ -	\$ -	\$ -	\$ -	\$ -
Fringe Benefits	\$ -	\$ -	\$ -	\$ -	\$ -
Operating Expenses	\$ -	\$ -	\$ -	\$ -	\$ -
Cash Basis Expenditures	\$ 40,003.32	\$ 130,831.25	\$ 7,925.03	\$ 20,000.00	\$ 6,000.00
Expenditure Totals	\$ 40,003.32	\$ 130,831.25	\$ 7,925.03	\$ 20,000.00	\$ 6,000.00
Fund Total: SEDA Fund	\$ 77,175.90	\$ (86,835.35)	\$ 7,983.39	\$ -	\$ -

City and Borough of Sitka, AK

GPIP CONTINGENCY FUND - SUMMARY BY EXPENDITURE TYPE
Fund 173

	2020 Actual Amount	2021 Actual Amount	2022 Actual Amount	2023 Amended Budget	2024 Budget
Revenue					
State Revenue	\$ -	\$ -	\$ -	\$ -	\$ -
Federal Revenue	\$ -	\$ -	\$ -	\$ -	\$ -
Services	\$ -	\$ -	\$ -	\$ -	\$ -
Other Operating Revenue	\$ -	\$ -	\$ -	\$ -	\$ -
Uses of Property & Investments	\$ 11,811.79	\$ 7,681.79	\$ 4,232.31	\$ 5,000.00	\$ 4,500.00
Interfund Billings	\$ -	\$ -	\$ -	\$ -	\$ -
Miscellaneous Revenue	\$ -	\$ -	\$ -	\$ -	\$ -
Cash Basis Receipts	\$ -	\$ -	\$ -	\$ -	\$ -
Revenue Totals	\$ 11,811.79	\$ 7,681.79	\$ 4,232.31	\$ 5,000.00	\$ 4,500.00
Expenditures					
Salaries and Wages	\$ -	\$ -	\$ -	\$ -	\$ -
Fringe Benefits	\$ -	\$ -	\$ -	\$ -	\$ -
Operating Expenses	\$ -	\$ -	\$ -	\$ -	\$ -
Cash Basis Expenditures	\$ 11,811.79	\$ 7,681.79	\$ 274,234.19	\$ 10,000.00	\$ 4,500.00
Expenditure Totals	\$ 11,811.79	\$ 7,681.79	\$ 274,234.19	\$ 10,000.00	\$ 4,500.00
Fund Total: GPIP Contingency Fund	\$ -	\$ -	\$ (270,001.88)	\$ (5,000.00)	\$ -

City and Borough of Sitka, AK

SITKA COMMUNITY HOSPITAL DEDICATED FUND - SUMMARY BY EXPENDITURE TYPE
Fund 190

	2020 Actual Amount	2021 Actual Amount	2022 Actual Amount	2023 Amended Budget	2024 Budget
Revenue					
Tobacco Tax	\$ 806,706.38	\$ 850,328.74	\$ 886,146.93	\$ 968,000.00	\$ 850,000.00
Federal Revenue	\$ -	\$ -	\$ -	\$ -	\$ -
Services	\$ -	\$ -	\$ -	\$ -	\$ -
Other Operating Revenue	\$ 800.00	\$ 900.00	\$ 800.00	\$ -	\$ -
Uses of Property & Investments	\$ 1,352,220.28	\$ 758,920.46	\$ 744,778.71	\$ 715,000.00	\$ 730,000.00
Interfund Billings	\$ -	\$ -	\$ -	\$ -	\$ -
Miscellaneous Revenue	\$ 245,848.97	\$ 365,698.37	\$ 110,108.62	\$ 5,000.00	\$ 75,000.00
Cash Basis Receipts	\$ -	\$ -	\$ -	\$ -	\$ -
Revenue Totals	\$ 2,405,575.63	\$ 1,975,847.57	\$ 1,741,834.26	\$ 1,688,000.00	\$ 1,655,000.00
Expenditures					
Salaries and Wages	\$ -	\$ -	\$ -	\$ -	\$ -
Fringe Benefits	\$ 1,169,437.46	\$ 1,327,450.25	\$ 1,332,294.05	\$ -	\$ -
Operating Expenses	\$ 888,947.87	\$ 504,882.16	\$ 341,942.56	\$ 1,667,722.00	\$ 1,595,692.00
Cash Basis Expenditures	\$ -	\$ -	\$ -	\$ -	\$ -
Expenditure Totals	\$ 2,058,385.33	\$ 1,832,332.41	\$ 1,674,236.61	\$ 1,667,722.00	\$ 1,595,692.00
Fund Total: SCH Dedicated Fund	\$ 347,190.30	\$ 143,515.16	\$ 67,597.65	\$ 20,278.00	\$ 59,308.00

City and Borough of Sitka, AK

STUDENT ACTIVITIES TRAVEL FUND - SUMMARY BY EXPENDITURE TYPE
Fund 191

	2020 Actual Amount	2021 Actual Amount	2022 Actual Amount	2023 Amended Budget	2024 Budget
Revenue					
Sales Tax	\$ -	\$ -	\$ -	\$ -	\$ 300,000.00
Licenses & Permits	\$ 3,000.00	\$ 1,900.00	\$ 2,700.00	\$ 2,500.00	\$ 2,500.00
Uses of Property & Investments	\$ 175.73	\$ 138.14	\$ 120.93	\$ 130.00	\$ 150.00
Miscellaneous Revenue	\$ -	\$ -	\$ -	\$ -	\$ -
Cash Basis Receipts	\$ -	\$ -	\$ -	\$ -	\$ -
Revenue Totals	\$ 3,175.73	\$ 2,038.14	\$ 2,820.93	\$ 2,630.00	\$ 302,650.00
Expenditures					
Operating Expenses	\$ -	\$ -	\$ -	\$ 5,000.00	\$ 305,000.00
Cash Basis Expenditures	\$ -	\$ -	\$ -	\$ -	\$ -
Expenditure Totals	\$ -	\$ -	\$ -	\$ 5,000.00	\$ 305,000.00
Fund Total: Student Activities Travel Fund	\$ 3,175.73	\$ 2,038.14	\$ 2,820.93	\$ (2,370.00)	\$ (2,350.00)

City and Borough of Sitka, AK

FISHERIES ENHANCEMENT FUND - SUMMARY BY EXPENDITURE TYPE
Fund 192

	2020 Actual Amount	2021 Actual Amount	2022 Actual Amount	2023 Amended Budget	2024 Budget
Revenue					
State Revenue	\$ -	\$ -	\$ -	\$ -	\$ -
Federal Revenue	\$ -	\$ -	\$ -	\$ -	\$ -
Services	\$ -	\$ -	\$ -	\$ -	\$ -
Other Operating Revenue	\$ -	\$ -	\$ -	\$ -	\$ -
Uses of Property & Investments	\$ 164.39	\$ 11.17	\$ (308.65)	\$ -	\$ -
Interfund Billings	\$ -	\$ -	\$ -	\$ -	\$ -
Miscellaneous Revenue	\$ -	\$ -	\$ -	\$ -	\$ -
Cash Basis Receipts	\$ 38,182.00	\$ 21,309.00	\$ 41,097.00	\$ 37,500.00	\$ 50,000.00
Revenue Totals	\$ 38,346.39	\$ 21,320.17	\$ 40,788.35	\$ 37,500.00	\$ 50,000.00
Expenditures					
Salaries and Wages	\$ -	\$ -	\$ -	\$ -	\$ -
Fringe Benefits	\$ -	\$ -	\$ -	\$ -	\$ -
Operating Expenses	\$ 38,416.25	\$ 22,462.50	\$ 30,600.00	\$ 50,000.00	\$ 50,000.00
Cash Basis Expenditures	\$ -	\$ -	\$ -	\$ -	\$ -
Expenditure Totals	\$ 38,416.25	\$ 22,462.50	\$ 30,600.00	\$ 50,000.00	\$ 50,000.00
Fund Total: Fisheries Enhancement Fund	\$ (69.86)	\$ (1,142.33)	\$ 10,188.35	\$ (12,500.00)	\$ -

City and Borough of Sitka, AK

UTILITY SUBSIDIZATION FUND - SUMMARY BY EXPENDITURE TYPE
Fund 193

	2020 Actual Amount	2021 Actual Amount	2022 Actual Amount	2023 Amended Budget	2024 Budget
Revenue					
Other Operating Revenue	\$ -	\$ -	\$ -	\$ -	\$ -
Uses of Property & Investments	\$ 5,338.36	\$ (1,256.91)	\$ (1,519.04)	\$ -	\$ -
Interfund Billings	\$ -	\$ -	\$ -	\$ -	\$ -
Miscellaneous Revenue	\$ -	\$ -	\$ -	\$ -	\$ -
Cash Basis Receipts	\$ -	\$ 30,000.00	\$ 39,000.00	\$ 356,400.00	\$ 198,000.00
Revenue Totals	\$ 5,338.36	\$ 28,743.09	\$ 37,480.96	\$ 356,400.00	\$ 198,000.00
Expenditures					
Operating Expenses	\$ -	\$ -	\$ -	\$ -	\$ -
Cash Basis Expenditures	\$ 270,769.31	\$ 68,782.53	\$ 67,368.20	\$ 198,200.00	\$ 198,000.00
Expenditure Totals	\$ 270,769.31	\$ 68,782.53	\$ 67,368.20	\$ 198,200.00	\$ 198,000.00
Fund Total: Utility Subsidization Fund	\$ (265,430.95)	\$ (40,039.44)	\$ (29,887.24)	\$ 158,200.00	\$ -

City and Borough of Sitka, AK

COMMERCIAL PASSENGER VESSEL EXCISE TAX FUND - SUMMARY BY EXPENDITURE TYPE
Fund 194

	2020 Actual Amount	2021 Actual Amount	2022 Actual Amount	2023 Amended Budget	2024 Budget
Revenue					
State Revenue	\$ 615,545.00	\$ 615,545.00	\$ 615,545.00	\$ 1,500,000.00	\$ 1,900,000.00
Federal Revenue	\$ -	\$ -	\$ -	\$ -	\$ -
Services	\$ -	\$ -	\$ -	\$ -	\$ -
Other Operating Revenue	\$ -	\$ -	\$ -	\$ -	\$ -
Uses of Property & Investments	\$ 39,244.78	\$ (10,413.04)	\$ (45,709.42)	\$ 12,000.00	\$ 18,000.00
Interfund Billings	\$ -	\$ -	\$ -	\$ -	\$ -
Miscellaneous Revenue	\$ -	\$ -	\$ -	\$ -	\$ -
Cash Basis Receipts	\$ -	\$ -	\$ -	\$ -	\$ -
Revenue Totals	\$ 654,789.78	\$ 605,131.96	\$ 569,835.58	\$ 1,512,000.00	\$ 1,918,000.00
Expenditures					
Salaries and Wages	\$ -	\$ -	\$ -	\$ -	\$ -
Fringe Benefits	\$ -	\$ -	\$ -	\$ -	\$ -
Operating Expenses	\$ 90,000.00	\$ -	\$ 19,128.39	\$ -	\$ 100,000.00
Cash Basis Expenditures	\$ 13,789.16	\$ 91,199.97	\$ 829,175.07	\$ 1,212,892.00	\$ 770,156.00
Expenditure Totals	\$ 103,789.16	\$ 91,199.97	\$ 848,303.46	\$ 1,212,892.00	\$ 870,156.00
Fund Total: CPET Fund	\$ 551,000.62	\$ 513,931.99	\$ (278,467.88)	\$ 299,108.00	\$ 1,047,844.00

City and Borough of Sitka, AK

VISITOR ENHANCEMENT FUND - SUMMARY BY EXPENDITURE TYPE
Fund 195

	2020 Actual Amount	2021 Actual Amount	2022 Actual Amount	2023 Amended Budget	2024 Budget
Revenue					
Bed Tax	\$ 403,100.58	\$ 407,024.41	\$ 669,959.22	\$ 569,000.00	\$ 839,500.00
Uses of Property & Investments	\$ 941.94	\$ (530.00)	\$ (4,078.57)	\$ 1,000.00	\$ 4,500.00
Miscellaneous Revenue	\$ -	\$ -	\$ -	\$ -	\$ -
Cash Basis Receipts	\$ -	\$ -	\$ -	\$ -	\$ -
Revenue Totals	\$ 404,042.52	\$ 406,494.41	\$ 665,880.65	\$ 570,000.00	\$ 844,000.00
Expenditures					
Operating Expenses	\$ 527,873.73	\$ 501,047.68	\$ 463,769.64	\$ 531,200.00	\$ 538,000.00
Cash Basis Expenditures	\$ 80,000.00	\$ -	\$ -	\$ -	\$ -
Expenditure Totals	\$ 607,873.73	\$ 501,047.68	\$ 463,769.64	\$ 531,200.00	\$ 538,000.00
Fund Total: Visitor Enhancement Fund	\$ (203,831.21)	\$ (94,553.27)	\$ 202,111.01	\$ 38,800.00	\$ 306,000.00

City and Borough of Sitka, AK

REVOLVING FUND - SUMMARY BY EXPENDITURE TYPE
Fund 410

	2020 Actual Amount	2021 Actual Amount	2022 Actual Amount	2023 Amended Budget	2024 Budget
Revenue					
State Revenue	\$ -	\$ -	\$ -	\$ -	\$ -
Federal Revenue	\$ -	\$ -	\$ -	\$ -	\$ -
Services	\$ -	\$ -	\$ -	\$ -	\$ -
Other Operating Revenue	\$ -	\$ -	\$ -	\$ -	\$ -
Uses of Property & Investments	\$ 51,845.74	\$ (9,861.37)	\$ (40,175.24)	\$ 10,180.00	\$ 12,000.00
Interfund Billings	\$ -	\$ -	\$ -	\$ -	\$ -
Miscellaneous Revenue	\$ 2,708.38	\$ -	\$ 115.24	\$ -	\$ -
Cash Basis Receipts	\$ 5,786.62	\$ 1,349.89	\$ 2,496.85	\$ -	\$ 3,500.00
Revenue Totals	\$ 60,340.74	\$ (8,511.48)	\$ (37,563.15)	\$ 10,180.00	\$ 15,500.00
Expenditures					
Salaries and Wages	\$ -	\$ -	\$ -	\$ -	\$ -
Fringe Benefits	\$ -	\$ -	\$ -	\$ -	\$ -
Operating Expenses	\$ 32.71	\$ 42.64	\$ 12.33	\$ 150.00	\$ 100.00
Cash Basis Expenditures	\$ 21,523.19	\$ 14,085.89	\$ 9,543.78	\$ 15,000.00	\$ 15,000.00
Expenditure Totals	\$ 21,555.90	\$ 14,128.53	\$ 9,556.11	\$ 15,150.00	\$ 15,100.00
Fund Total: Revolving Fund	\$ 38,784.84	\$ (22,640.01)	\$ (47,119.26)	\$ (4,970.00)	\$ 400.00

City and Borough of Sitka, AK

GUARANTY FUND - SUMMARY BY EXPENDITURE TYPE
Fund 420

	2020 Actual Amount	2021 Actual Amount	2022 Actual Amount	2023 Amended Budget	2024 Budget
Revenue					
State Revenue	\$ -	\$ -	\$ -	\$ -	\$ -
Federal Revenue	\$ -	\$ -	\$ -	\$ -	\$ -
Services	\$ -	\$ -	\$ -	\$ -	\$ -
Other Operating Revenue	\$ -	\$ -	\$ -	\$ -	\$ -
Uses of Property & Investments	\$ 11,869.60	\$ (2,503.48)	\$ (9,922.20)	\$ 2,280.00	\$ 3,000.00
Interfund Billings	\$ -	\$ -	\$ -	\$ -	\$ -
Miscellaneous Revenue	\$ -	\$ -	\$ -	\$ -	\$ -
Cash Basis Receipts	\$ -	\$ -	\$ -	\$ -	\$ -
Revenue Totals	\$ 11,869.60	\$ (2,503.48)	\$ (9,922.20)	\$ 2,280.00	\$ 3,000.00
Expenditures					
Salaries and Wages	\$ -	\$ -	\$ -	\$ -	\$ -
Fringe Benefits	\$ -	\$ -	\$ -	\$ -	\$ -
Operating Expenses	\$ -	\$ -	\$ -	\$ -	\$ -
Cash Basis Expenditures	\$ 5,262.60	\$ 3,422.52	\$ 2,314.28	\$ 3,500.00	\$ 4,000.00
Expenditure Totals	\$ 5,262.60	\$ 3,422.52	\$ 2,314.28	\$ 3,500.00	\$ 4,000.00
Fund Total: Guaranty Fund	\$ 6,607.00	\$ (5,926.00)	\$ (12,236.48)	\$ (1,220.00)	\$ (1,000.00)

City and Borough of Sitka, AK

CEMETERY FUND - SUMMARY BY EXPENDITURE TYPE
Fund 430

	2020 Actual Amount	2021 Actual Amount	2022 Actual Amount	2023 Amended Budget	2024 Budget
Revenue					
State Revenue	\$ -	\$ -	\$ -	\$ -	\$ -
Federal Revenue	\$ -	\$ -	\$ -	\$ -	\$ -
Services	\$ -	\$ -	\$ -	\$ -	\$ -
Other Operating Revenue	\$ -	\$ -	\$ -	\$ -	\$ -
Uses of Property & Investments	\$ 4,358.37	\$ (939.26)	\$ (3,621.11)	\$ 2,000.00	\$ 1,350.00
Interfund Billings	\$ -	\$ -	\$ -	\$ -	\$ -
Miscellaneous Revenue	\$ -	\$ -	\$ -	\$ -	\$ -
Cash Basis Receipts	\$ -	\$ -	\$ -	\$ -	\$ -
Revenue Totals	\$ 4,358.37	\$ (939.26)	\$ (3,621.11)	\$ 2,000.00	\$ 1,350.00
Expenditures					
Salaries and Wages	\$ -	\$ -	\$ -	\$ -	\$ -
Fringe Benefits	\$ -	\$ -	\$ -	\$ -	\$ -
Operating Expenses	\$ 2,247.61	\$ 1,927.37	\$ 1,249.74	\$ 2,000.00	\$ 2,000.00
Cash Basis Expenditures	\$ -	\$ -	\$ -	\$ -	\$ -
Expenditure Totals	\$ 2,247.61	\$ 1,927.37	\$ 1,249.74	\$ 2,000.00	\$ 2,000.00
Fund Total: Cemetery Fund	\$ 2,110.76	\$ (2,866.63)	\$ (4,870.85)	\$ -	\$ (650.00)

City and Borough of Sitka, AK

ROWE TRUST FUND - SUMMARY BY EXPENDITURE TYPE
Fund 440

	2020 Actual Amount	2021 Actual Amount	2022 Actual Amount	2023 Amended Budget	2024 Budget
Revenue					
State Revenue	\$ -	\$ -	\$ -	\$ -	\$ -
Federal Revenue	\$ -	\$ -	\$ -	\$ -	\$ -
Services	\$ -	\$ -	\$ -	\$ -	\$ -
Other Operating Revenue	\$ -	\$ -	\$ -	\$ -	\$ -
Uses of Property & Investments	\$ 9,455.40	\$ (1,958.11)	\$ (8,017.85)	\$ 1,800.00	\$ 2,500.00
Interfund Billings	\$ -	\$ -	\$ -	\$ -	\$ -
Miscellaneous Revenue	\$ -	\$ -	\$ -	\$ -	\$ -
Cash Basis Receipts	\$ -	\$ -	\$ -	\$ -	\$ -
Revenue Totals	\$ 9,455.40	\$ (1,958.11)	\$ (8,017.85)	\$ 1,800.00	\$ 2,500.00
Expenditures					
Salaries and Wages	\$ -	\$ -	\$ -	\$ -	\$ -
Fringe Benefits	\$ -	\$ -	\$ -	\$ -	\$ -
Operating Expenses	\$ -	\$ -	\$ 1,759.37	\$ 1,800.00	\$ 2,500.00
Cash Basis Expenditures	\$ -	\$ -	\$ -	\$ -	\$ -
Expenditure Totals	\$ -	\$ -	\$ 1,759.37	\$ 1,800.00	\$ 2,500.00
Fund Total: Rowe Trust Fund	\$ 9,455.40	\$ (1,958.11)	\$ (9,777.22)	\$ -	\$ -

City and Borough of Sitka, AK

LIBRARY ENDOWMENT FUND - SUMMARY BY EXPENDITURE TYPE
Fund 500

	2020 Actual Amount	2021 Actual Amount	2022 Actual Amount	2023 Amended Budget	2024 Budget
Revenue					
State Revenue	\$ -	\$ -	\$ -	\$ -	\$ -
Federal Revenue	\$ -	\$ -	\$ -	\$ -	\$ -
Services	\$ -	\$ -	\$ -	\$ -	\$ -
Other Operating Revenue	\$ -	\$ -	\$ -	\$ -	\$ -
Uses of Property & Investments	\$ 11,103.83	\$ (2,223.64)	\$ (9,412.50)	\$ 2,200.00	\$ 2,000.00
Interfund Billings	\$ -	\$ -	\$ -	\$ -	\$ -
Miscellaneous Revenue	\$ 3,012.40	\$ 8,416.00	\$ 24,826.14	\$ 6,000.00	\$ 2,000.00
Cash Basis Receipts	\$ -	\$ -	\$ -	\$ -	\$ -
Revenue Totals	\$ 14,116.23	\$ 6,192.36	\$ 15,413.64	\$ 8,200.00	\$ 4,000.00
Expenditures					
Operating Expenses	\$ 874.43	\$ 3,982.57	\$ -	\$ 30,000.00	\$ 10,000.00
Cash Basis Expenditures	\$ -	\$ -	\$ 35,000.00	\$ -	\$ -
Expenditure Totals	\$ 874.43	\$ 3,982.57	\$ 35,000.00	\$ 30,000.00	\$ 10,000.00
Fund Total: Library Endowment Fund	\$ 13,241.80	\$ 2,209.79	\$ (19,586.36)	\$ (21,800.00)	\$ (6,000.00)

City and Borough of Sitka, AK

BULK WATER FUND - SUMMARY BY EXPENDITURE TYPE
Fund 540

	2020 Actual Amount	2021 Actual Amount	2022 Actual Amount	2023 Amended Budget	2024 Budget
Revenue					
Other Operating Revenue	\$ 1,200.00	\$ 21,350.00	\$ 1,150.00	\$ 1,200.00	\$ 1,200.00
Uses of Property & Investments	\$ 35,732.87	\$ (7,688.17)	\$ (29,354.82)	\$ 6,675.00	\$ 9,000.00
Interfund Billings	\$ -	\$ -	\$ -	\$ -	\$ -
Miscellaneous Revenue	\$ -	\$ -	\$ -	\$ -	\$ -
Cash Basis Receipts	\$ -	\$ 86,025.38	\$ 570.00	\$ -	\$ -
Revenue Totals	\$ 36,932.87	\$ 99,687.21	\$ (27,634.82)	\$ 7,875.00	\$ 10,200.00
Expenditures					
Operating Expenses	\$ -	\$ -	\$ -	\$ -	\$ -
Cash Basis Expenditures	\$ 30,000.00	\$ 104,000.00	\$ 30,000.00	\$ 10,200.00	\$ 11,200.00
Expenditure Totals	\$ 30,000.00	\$ 104,000.00	\$ 30,000.00	\$ 10,200.00	\$ 11,200.00
Fund Total: Bulk Water Fund	\$ 6,932.87	\$ (4,312.79)	\$ (57,634.82)	\$ (2,325.00)	\$ (1,000.00)

City and Borough of Sitka, AK

SEASONAL SALES TAX/SCHOOL BOND DEBT SERVICE FUND - SUMMARY BY EXPENDITURE TYPE
Fund 651

	2020 Actual Amount	2021 Actual Amount	2022 Actual Amount	2023 Amended Budget	2024 Budget
Revenue					
State Revenue	\$ 908,918.00	\$ -	\$ 4,609,571.00	\$ 1,532,249.00	\$ 1,526,330.00
Federal Revenue	\$ -	\$ -	\$ -	\$ -	\$ -
Services	\$ -	\$ -	\$ -	\$ -	\$ -
Other Operating Revenue	\$ -	\$ -	\$ -	\$ -	\$ -
Uses of Property & Investments	\$ 59,012.49	\$ (44,271.21)	\$ (39,509.00)	\$ -	\$ 35,000.00
Interfund Billings	\$ -	\$ -	\$ -	\$ -	\$ -
Miscellaneous Revenue	\$ -	\$ -	\$ -	\$ -	\$ -
Cash Basis Receipts	\$ 1,279,834.18	\$ 1,394,702.75	\$ 1,820,295.62	\$ 1,600,000.00	\$ 2,255,500.00
Revenue Totals	\$ 2,247,764.67	\$ 1,350,431.54	\$ 6,390,357.62	\$ 3,132,249.00	\$ 3,816,830.00
Expenditures					
Salaries and Wages	\$ -	\$ -	\$ -	\$ -	\$ -
Fringe Benefits	\$ -	\$ -	\$ -	\$ -	\$ -
Operating Expenses	\$ 641,115.00	\$ 547,540.00	\$ 307,883.72	\$ 254,200.00	\$ 222,012.00
Other Financing Sources	\$ -	\$ 528,469.48	\$ -	\$ -	\$ -
Other Financing Uses	\$ -	\$ (537,098.05)	\$ -	\$ -	\$ -
Cash Basis Expenditures	\$ 2,155,000.00	\$ 1,850,000.00	\$ 1,995,000.00	\$ 2,050,000.00	\$ 2,075,000.00
Expenditure Totals	\$ 2,796,115.00	\$ 2,388,911.43	\$ 2,302,883.72	\$ 2,304,200.00	\$ 2,297,012.00
Fund Total: Seasonal Sales Tax Fund	\$ (548,350.33)	\$ (1,038,479.89)	\$ 4,087,473.90	\$ 828,049.00	\$ 1,519,818.00

City and Borough of Sitka, AK

PERMANENT FUND - SUMMARY BY EXPENDITURE TYPE
Fund 400

	2020 Actual Amount	2021 Actual Amount	2022 Actual Amount	2023 Amended Budget	2024 Budget
Revenue					
State Revenue	\$ -	\$ -	\$ -	\$ -	\$ -
Federal Revenue	\$ -	\$ -	\$ -	\$ -	\$ -
Services	\$ -	\$ -	\$ -	\$ -	\$ -
Other Operating Revenue	\$ -	\$ -	\$ -	\$ -	\$ -
Uses of Property & Investments	\$ 245,651.85	\$ 5,906,879.69	\$ 4,982,707.04	\$ 500,000.00	\$ 450,000.00
Interfund Billings	\$ -	\$ -	\$ -	\$ -	\$ -
Miscellaneous Revenue	\$ -	\$ -	\$ -	\$ -	\$ -
Cash Basis Receipts	\$ 180,941.00	\$ -	\$ -	\$ -	\$ -
Revenue Totals	\$ 426,592.85	\$ 5,906,879.69	\$ 4,982,707.04	\$ 500,000.00	\$ 450,000.00
Expenditures					
Salaries and Wages	\$ -	\$ -	\$ -	\$ -	\$ -
Fringe Benefits	\$ -	\$ -	\$ -	\$ -	\$ -
Operating Expenses	\$ 48,555.82	\$ 46,584.81	\$ 11,103.79	\$ 68,000.00	\$ 50,000.00
Cash Basis Expenditures	\$ 1,447,500.00	\$ 1,213,716.00	\$ 1,145,554.00	\$ 9,374,779.28	\$ 1,110,886.00
Expenditure Totals	\$ 1,496,055.82	\$ 1,260,300.81	\$ 1,156,657.79	\$ 9,442,779.28	\$ 1,160,886.00
Fund Total: Permanent Fund	\$ (1,069,462.97)	\$ 4,646,578.88	\$ 3,826,049.25	\$ (8,942,779.28)	\$ (710,886.00)

**City and Borough of Sitka
FY24 Consolidated Operating Budget**

**Summary of Significant Accounting
and Budget Policies**

Significant Accounting Policies

Accounting for the financial activities of the City and Borough of Sitka is performed in accordance with Governmental Accounting and Financial Reporting Standards, as promulgated by the Governmental Accounting Standards Board (GASB), and applicable Federal and State of Alaska guidelines.

Specific accounting policies having an impact on this budget include the following:

Depreciation - Depreciation is recorded on the straight line basis for all fixed assets and useful lives used to calculate depreciation expense conform, as much as possible, to industry standards.

Inventories - Inventories of maintenance supplies and materials are accounted for under the periodic method on a first in - first out (FIFO) basis. Inventories of maintenance supplies and materials re expensed when consumed.

Bad Debt Expense - Bad debt expense is accounted for under the direct write off method.

Investments in Debt Securities - All investments in debt securities are considered to be held until maturity and are carried at historical cost. Investments are marked to market on a monthly basis separate from the accounting system and market value is reported to management monthly. Premiums and discounts on the purchase of debt securities are amortized on the effective interest methods.

Compensated Employee Absences - Compensated employee absences (annual leave) is expensed as accrued.

Grants - Grants from Federal Government Agencies are accounted for as revenue to the appropriate fund (normally a Capital Project Fund).

Capital Project Funds - All capital construction projects in excess of \$50,000 are normally accounted for in separate Capital Project Funds. Due to increased control initiated in FY97 some projects less than \$50,000 will be accounted for in Capital Projects Funds. For proprietary funds, capital construction is accounted for in separate capital project funds for internal management purposes only; and the end of the fiscal year, all proprietary fund capital projects are closed back to the parent fund through adjusting journal entries. Uncompleted projects are shown as construction in progress and grant revenue for capital construction is accounted for as grant revenue.

Fixed Assets - For accounting purposes the minimum level for fixed assets is set at \$5,000 and for infrastructure is set at \$10,000.

City and Borough of Sitka FY24 Consolidated Operating Budget

Summary of Significant Accounting And Budgeting Policies (cont.)

Significant Budgeting Policies

Specific budgeting policies having an impact on this budget include the following:

Budgeting Basis - Budgeting is on a cash inflow / cash outlay basis. As the financial operations of proprietary funds are required to be accounted for under the accrual accounting basis, budgeting in these funds is for outlays (expenditures), not for expenses. So that the user may relate expenditure authority to its effect on the financial condition of such funds, pro forma financial statements showing the estimated financial effect of the authorized spending are also provided. Accrual accounting information is, where necessary, adjusted to a cash basis in order to provide management with consistent budget execution information.

Operating and Capital Budgets - Authorized expenditures for all funds are divided into separate and distinct capital and operating budgets. Capital budgets include authorized expenditures for acquisitions of fixed assets, minor construction projects, acquisitions of and improvements to land, and direct transfers of equity to capital project funds and other funds (in particular, internal service funds). All other authorized expenditures are contained within operating budgets.

Lapsing of Appropriations and Reappropriations of Capital Expenditures - All unencumbered operating budget appropriations lapse at the end of the fiscal year (June 30th). Capital expenditures do not lapse; however, for internal management purposes, capital appropriations are also assumed to lapse at the end of the fiscal year. Capital expenditures which carry forward to future years are reappropriated and are clearly shown as such in the budget. Amounts shown are estimates only. Actual remaining appropriations are reappropriated.

Revenues - For budgeting purposes, revenues for proprietary funds are assumed to be received in cash although, under accrual accounting rules, some revenues are recorded prior to the actual receipt of cash. These revenues include interest receivable, amortization's of discounts on investment securities, and utility fees billed but not yet received. The effect of these non-cash revenues is not considered to be significant enough to be material.

Internal Budget Redistributions - The Municipal Administrator has the authority to redistribute appropriations between accounts within specific Divisions of the General Fund, within Enterprise Funds and within Internal Service Funds. Authorized expenditures may not be redistributed between operating and capital budgets. Redistributions between certain Divisions of the General Fund, between different Funds or between operating and capital budgets of the same Fund, must be approved by the City and Borough of Sitka Assembly.

Internally Funded Capital Projects - Capital projects in excess of \$50,000 are normally accounted for in separate Capital Project Funds. Due to increased control initiated in FY97 some projects less than \$50,000 will be accounted for in Capital Project Funds. If such projects are funded through grants, donations, or revenue generated by the project, such revenues are accounted for directly under the Capital Project Fund. If a project is funded through the transfer of equity from the General Fund or a Proprietary Fund, the transfer is budgeted as *Interfund Transfers or Advances to Other Funds* under the General Fund or Proprietary Fund, and an *Advances From Other Funds* under the Capital Project Fund. For proprietary funds, capital construction is accounted for in separate capital project funds for internal management purposes only; and the end of the fiscal year, all proprietary fund capital projects are closed back to the parent fund through adjusting journal entries. Thus, if projected expenditures for Capital Project Funds lag behind expected levels, actual amounts of year-end working capital may exceed projected levels.

Fixed Assets - For budgeting purposes the minimum level for fixed assets is set at \$5,000 and for infrastructure is set at \$10,000.